



PROGRAM UPDATES

2024-25 Program Year

June 1, 2024



FUN

Fun for Cub Scouts, leaders, and parents

EASY

Easy to deliver the program as designed



SIMPLE

Simple to understand, to explain, and to support

2024

June 1, 2024

Four Areas of Improvements



BOBCAT

- One set of requirements is ineffective
- What to do with returning Cub Scouts
- Rank or not a rank



ADVENTURES

- Disjointed required Adventure topics
- Inconsistent number of Adventures for each rank
- Den leaders asking for more elective Adventures



WEBELOS

- Length of Webelos program
- Does not follow the pattern of other ranks
- Purpose of the program



















































AWARDS

- Awards are not in the direct line of sight of den leaders
- Average attachment rate of 1.5%
- Awards do not drive behavior

2024-2025 Cub Scout Badges of Rank Requirements

The Bobcat Adventure is designed to be the first required Adventure.
Each badge of rank is earned by completing six required and two elective Adventures.
The six required Adventures are focused on the aims and focus areas of the BSA.

 LION Kindergarten	 TIGER 1 st Grade	 WOLF 2 ND Grade	 BEAR 3 RD Grade	 WEBELOS 4 TH Grade	 ARROW OF LIGHT 5 TH Grade
<ul style="list-style-type: none">  BOBCAT Character & Leadership  MOUNTAIN LION Outdoors  FUN ON THE RUN Personal Fitness  KING OF THE JUNGLE Citizenship  LION ROAR Personal Safety  LION'S PRIDE Family & Reverence 	<ul style="list-style-type: none">  BOBCAT Character & Leadership  TIGERS IN THE WILD Outdoors  TIGER BITES Personal Fitness  TEAM TIGER Citizenship  TIGER ROAR Personal Safety  TIGER CIRCLES Family & Reverence 	<ul style="list-style-type: none">  BOBCAT Character & Leadership  PAWS ON THE PATH Outdoors  RUNNING WITH THE PACK Personal Fitness  COUNCIL FIRE Citizenship  SAFETY IN NUMBERS Personal Safety  FOOTSTEPS Family & Reverence 	<ul style="list-style-type: none">  BOBCAT Character & Leadership  BEAR HABITAT Outdoors  BEAR STRONG Personal Fitness  PAWS FOR ACTION Citizenship  STANDING TALL Personal Safety  FELLOWSHIP Family & Reverence 	<ul style="list-style-type: none">  BOBCAT Character & Leadership  WEBELOS WALKABOUT Outdoors  STRONGER, FASTER, HIGHER Personal Fitness  MY COMMUNITY Citizenship  MY SAFETY Safety/First Aid  MY FAMILY Family & Reverence 	<ul style="list-style-type: none">  BOBCAT Character & Leadership  OUTDOOR ADVENTURER Outdoors  PERSONAL FITNESS Personal Fitness  CITIZENSHIP Citizenship  FIRST AID Safety/First Aid  DUTY TO GOD Family & Reverence
 2 Elective Adventures	 2 Elective Adventures	 2 Elective Adventures	 2 Elective Adventures	 2 Elective Adventures	 2 Elective Adventures



Common Activities For Required Adventures

Lion	Mountain Lion	Requirement 2	With your den, pack, or family, <u>take a walk outside spending at least 20 minutes</u> exploring the outdoors with your Cub Scout Six Essentials.
Tiger	Tigers in the Wild	Requirement 3	With your den, pack, or family, <u>take a walk outside spending at least 20 minutes</u> exploring the outdoors with your Cub Scout Six Essentials.
Wolf	Paws on the Path	Requirement 5	With your den, pack, or family, <u>take a walk outside for at least 30 minutes</u> to explore nature in your surroundings.
Bear	Bear Habitat	Requirement 9	With your den, pack, or family, <u>go on your one-mile walk</u> while practicing your Leave No Trace Principles for Kids.
Webelos	Webelos Walkabout	Requirement 6	With your den, pack, or family, <u>go on your 2-mile walk</u> while practicing the Leave No Trace Principles for Kids and Outdoor Code.







































2024-2025

Cub Scout Badges of Rank Requirements

The Bobcat Adventure is designed to be the first required Adventure.

Each badge of rank is earned by completing six required and two elective Adventures. The six required Adventures are focused on the aims and focus areas of the BSA.

 LION Kindergarten	 TIGER 1 st Grade	 WOLF 2 ND Grade	 BEAR 3 RD Grade	 WEBELOS 4 TH Grade	 ARROW OF LIGHT 5 TH Grade
 BOBCAT Character & Leadership	 BOBCAT Character & Leadership	 BOBCAT Character & Leadership	 BOBCAT Character & Leadership	 BOBCAT Character & Leadership	 BOBCAT Character & Leadership
 MOUNTAIN LION Outdoors	 TIGERS IN THE WILD Outdoors	 PAWS ON THE PATH Outdoors	 BEAR HABITAT Outdoors	 WEBELOS WALKABOUT Outdoors	 OUTDOOR ADVENTURER Outdoors
 FUN ON THE RUN Personal Fitness	 TIGER BITES Personal Fitness	 RUNNING WITH THE PACK Personal Fitness	 BEAR STRONG Personal Fitness	 STRONGER, FASTER, HIGHER Personal Fitness	 PERSONAL FITNESS Personal Fitness
 KING OF THE JUNGLE Citizenship	 TEAM TIGER Citizenship	 COUNCIL FIRE Citizenship	 PAWS FOR ACTION Citizenship	 MY COMMUNITY Citizenship	 CITIZENSHIP Citizenship
 LION ROAR Personal Safety	 TIGER ROAR Personal Safety	 SAFETY IN NUMBERS Personal Safety	 STANDING TALL Personal Safety	 MY SAFETY Safety/First Aid	 FIRST AID Safety/First Aid
 LION'S PRIDE Family & Reverence	 TIGER CIRCLES Family & Reverence	 FOOTSTEPS Family & Reverence	 FELLOWSHIP Family & Reverence	 MY FAMILY Family & Reverence	 DUTY TO GOD Family & Reverence
  2 Elective Adventures	  2 Elective Adventures	  2 Elective Adventures	  2 Elective Adventures	  2 Elective Adventures	  2 Elective Adventures



Bobcat Adventure Requirements

- Age-appropriate requirements
- Similar requirements across all program ranks
 - Get to know the members of your den
 - Scout Oath and/or Scout Law
 - “How to Protect Your Children from Child Abuse: A Parent’s Guide”

Bobcat New Look



Adventure Requirements

Too many options make the Adventure look complicated

Multiple options make it impossible to know what Cub Scouts are doing to earn the Adventure

ELECTIVE ADVENTURE

Complete the following requirements.

1. Complete two of the following:

- A. With the members of your den or family, make a game with simple materials that requires math to keep score.
- B. Play a game of "Go Fish for 10s."
- C. Do five activities at home, at school, or in your den that use mathematics, and then explain to your den how you used everyday math.
- D. Make a rekenrek with two rows, and show your den leader or other adult how you would represent the numbers 4, 6, 9, and 14.
- E. Make a rain gauge or some other measuring device, and use it.

2. Complete one of the following:

- A. With other members of your den or family, identify three different types of shapes that you see in nature.
- B. With other members of your den or family, identify two shapes you can see in the construction of bridges.
- C. Select a single shape or figure. Observe the world around you for at least a week, and write down where you see this shape or figure and how it is used.

3. Complete one of the following:

- A. With your den, find something that comes with many small, colored items in one package. Count the number of items of each color in your package. Keep track of each color. Then:
 - i. Draw a graph showing the number of items of each color.

- ii. Determine what the most common color is.

- iii. Compare your results to those of the other Scouts.

- iv. Predict how many items of each color you will find in one more package.

- v. Decide if your prediction was close.

B. With your den or family, measure the height of everyone in the group and see who takes more steps to walk 100 feet.

C. Have each member of your den shoot a basketball. Count the number of shots it takes for each Scout to sink five baskets. Make a graph that shows how successful your den was. Your graph should show each group that needed 5, 6-10, 11-15, 16-20, and more than 20 tries to sink their shots.

4. Complete one of the following:

- A. Use a secret code using numbers to send a message to one of your den members or your den leader. Have that person send a message back to you. Be sure you both use the same code.

- B. Send a message to another member of your den or your den leader using the pig pen code or another code that changes letters into special shapes.

- C. Practice using a code stick to create and decode a message.



Adventure Requirements

On average an Adventure has five requirements

Simply stated requirements

Updated Code of the Wolf

1. Create a secret code. Send a message to a member of your den or family. Have that person send a message back to you using the same secret code.
2. Build and play a game that requires the use of codes or patterns.
3. Select a single shape. Observe the environment around you. Write down where you see that shape and how it is being used.
4. Using a package that contains a number of different colored items, discover the most common color.

Feedback from Cub Scout Leaders

Code of the Wolf Adventure

Requirements are age appropriate.

235 Responses



Requirements will engage youth in my den.



Requirements teach a Scouting skill or reinforce a Scouting value.

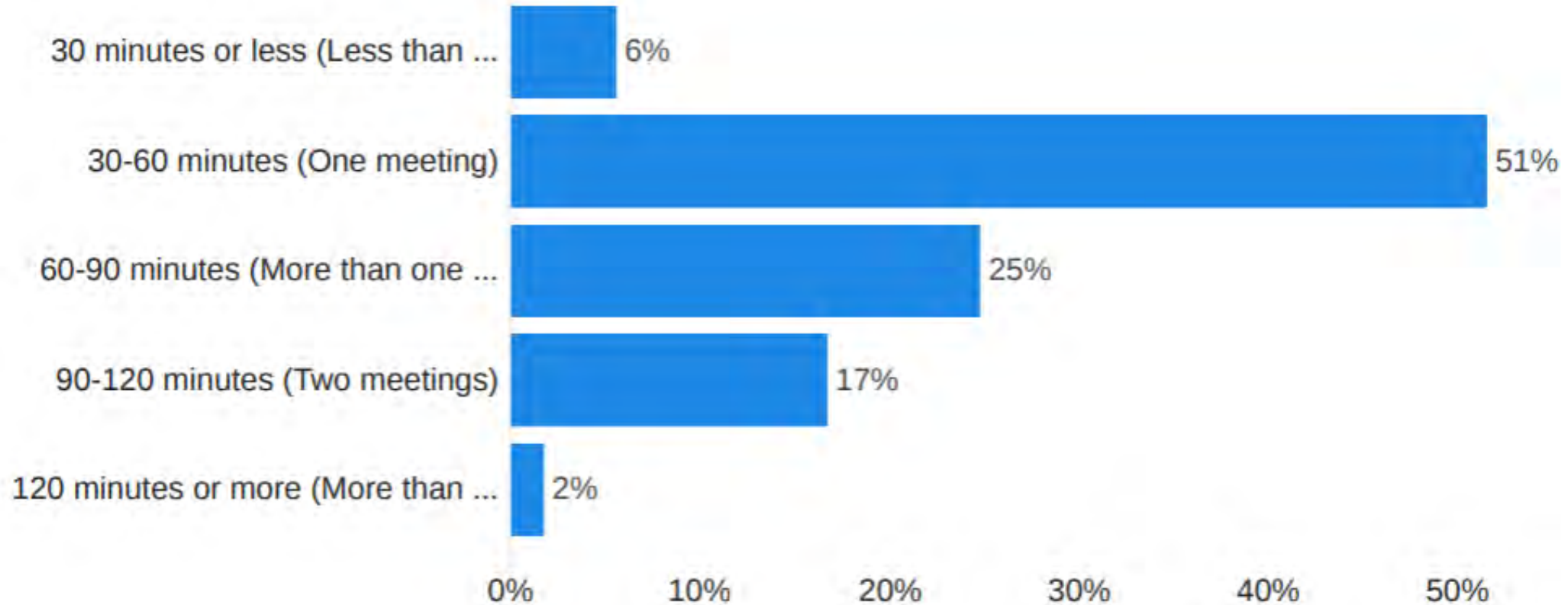


● Totally Disagree ● Disagree ● Neither Agree nor Disagree ● Agree ● Totally agree

Feedback from Cub Scout Leaders

Code of the Wolf Adventure

How long do you think it will take to complete the adventure?



Elective Adventures Available for All Ranks

Activity	Lion	Tiger	Wolf	Bear	Webelos	Arrow of Light
Cycling	On a Roll	<i>Rolling Tigers</i>	Pedal with the Pack	Bears on Bikes	Pedal Away	Cycling
Fishing	Go Fish	Fish On	A Wolf Goes Fishing	<i>A Bear Goes Fishing</i>	Catch the Big One	Fishing
Pinewood Derby or Raingutter Regatta	Race Time	Race Time	Race Time	Race Time	Race Time	Race Time
Swimming	Time to Swim	Tigers in the Water	<i>Spirit of the Water</i>	<i>Salmon Run</i>	<i>Aquanaut</i>	Swimming

Bold indicates new Adventure *Italics* indicates existing Adventure

CUB SCOUT ELECTIVE ADVENTURES



Kindergarten
16 Electives



1st Grade
20 Electives



2nd Grade
20 Electives



3rd Grade
20 Electives



4th Grade
20 Electives

























































5th Grade
16 Electives

Build It Up, Knock It Down	Curiosity, etc.	Adventures in Coins	A Bear Goes Fishing	Aquanaut	Engineer
Gizmos and Gadgets	Floats and Boats	Air of the Wolf	Baloo the Builder	Art Explosion	Into the Wild
I'll Do It Myself	Good Knights	Code of the Wolf	Critter Care	Aware and Care	Into the Woods
On Your Mark	Rolling Tigers	Cubs Who Care	Forensics	Build It	Champions for Nature
Pick My Path	Safe and Smart	Digging in the Past	Marble Madness	Earth Rocks!	Cycling
Ready, Set, Grow	Sky Is the Limit	Finding Your Way	Roaring Laughter	Catch the Big One	Estimations
Champions for Nature	Stories in Shapes	Germs Alive!	Salmon Run	Champions for Nature	Fishing
Count On Me	Tiger Tag	Paws of Skill	Super Science	Chef's Knife	High Tech Outdoors
Everyday Tech	Tiger-iffic!	Spirit of the Water	Bears Afloat	Let's Camp	Knife Safety
Go Fish	Champions for Nature	A Wolf Goes Fishing	Bears on Bikes	Math on the Trail	Paddle Craft
Let's Camp	Designed by Tiger	Champions for Nature	Balancing Bears	Modular Design	Race Time
On a Roll	Fish On	Computing Wolves	Champions for Nature	Paddle Onward	Summertime Fun
Race Time	Let's Camp	Let's Camp	Chef Tech	Pedal Away	Swimming
Time to Swim	Race Time	Paws for Water	Let's Camp	Race Time	Archery
Archery	Summertime Fun	Pedal with the Pack	Race Time	Summertime Fun	BB Guns
Slingshot	Tech All Around	Race Time	Summertime Fun	Tech on the Trail	Slingshot
	Tigers in the Water	Summertime Fun	Whittling	Yo-yo	
	Archery	Archery	Archery	Archery	
	BB Guns	BB Guns	BB Guns	BB Guns	
	Slingshot	Slingshot	Slingshot	Slingshot	

2024-2025
Cub Scout Badges of Rank Requirements

The Bobcat Adventure is designed to be the first required Adventure.
 Each badge of rank is earned by completing six required and two elective Adventures.
 The six required Adventures are focused on the aims and focus areas of the BSA.

 LION Kindergarten	 TIGER 1 st Grade	 WOLF 2 ND Grade	 BEAR 3 RD Grade	 WEBELOS 4 TH Grade	 ARROW OF LIGHT 5 TH Grade
 BOBCAT Character & Leadership  MOUNTAIN LION Outdoors  FUN ON THE RUN Personal Fitness  KING OF THE JUNGLE Citizenship  LION ROAR Personal Safety  LION'S PRIDE Family & Reverence	 BOBCAT Character & Leadership  TIGERS IN THE WILD Outdoors  TIGER BITES Personal Fitness  TEAM TIGER Citizenship  TIGER ROAR Personal Safety  TIGER CIRCLES Family & Reverence	 BOBCAT Character & Leadership  PAWS ON THE PATH Outdoors  RUNNING WITH THE PACK Personal Fitness  COUNCIL FIRE Citizenship  SAFETY IN NUMBERS Personal Safety  FOOTSTEPS Family & Reverence	 BOBCAT Character & Leadership  BEAR HABITAT Outdoors  BEAR STRONG Personal Fitness  PAWS FOR ACTION Citizenship  STANDING TALL Personal Safety  FELLOWSHIP Family & Reverence	 BOBCAT Character & Leadership  WEBELOS WALKABOUT Outdoors  STRONGER, FASTER, HIGHER Personal Fitness  MY COMMUNITY Citizenship  MY SAFETY Safety/First Aid  MY FAMILY Family & Reverence	 BOBCAT Character & Leadership  OUTDOOR ADVENTURER Outdoors  PERSONAL FITNESS Personal Fitness  CITIZENSHIP Citizenship  FIRST AID Safety/First Aid  DUTY TO GOD Family & Reverence
  2 Elective Adventures	  2 Elective Adventures	  2 Elective Adventures	  2 Elective Adventures	  2 Elective Adventures	  2 Elective Adventures



BEFORE JUNE 1, 2024



Webelos – Cub Scout program for 4th and 5th grade
Included the Webelos and Arrow of Light badges of rank

Purpose – Prepare Cub Scouts to join Scouts BSA

Advancement

Bobcat – If not already earned, must be earned first.

Webelos Badge of Rank
Be Active for 3 Months
5 Required Adventures
1 elective Adventure
Pamphlet Activities
Protect Yourself Rules

Arrow of Light Badge of Rank
Be Active for 6 Months
4 Required Adventures
1 elective Adventure
Pamphlet Activities
Protect Yourself Rules

11 Shared Elective Adventures

Crossover– January – March of 5th grade

Uniform– Option of blue Cub Scout or tan Scouts BSA
Webelos hat, neckerchief, neckerchief slide, Webelos Colors

Handbook – Webelos Handbook for the Webelos and Arrow of Light badges of rank

Camping– Webelos Den Camping with BALOO Trained Leader



AFTER JUNE 1, 2024

Webelos – Cub Scout program for 4th grade only

Purpose – Fulfill the Mission and Aims of the BSA

Advancement

Webelos Badge of Rank
6 Required Adventures
2 Elective Adventures
20 Webelos Elective Adventures

Begin Arrow of Light
Completion of 4th grade

Uniform– Blue Cub Scout Uniform with Webelos hat, neckerchief, neckerchief slide, Adventure Colors

Handbook – Webelos Handbook

Camping–Pack or Den Camping with BALOO Trained Leader



AFTER JUNE 1, 2024

Arrow of Light – Cub Scout program for 5th grade only

Purpose – Prepare Cub Scouts to join Scouts BSA

Advancement

Arrow of Light Badge of Rank
6 Required Adventures
2 Elective Adventures
16 Arrow of Light Elective Adventures

Visit A Scouts BSA Troop

Earlier visit is required for Bobcat

Crossover Into Scouts BSA

January - March of 5th grade



Uniform– Scouts BSA Uniform with blue shoulder loops, Adventure Colors

Handbook – Arrow of Light Handbook with content on Scouts BSA

Camping–Pack or Den Camping with BALOO Trained Leader

The program updates do not impact the Guide to Safe Scouting, Youth Protection Policies, or the National Camp Accreditation Program

Webeleos and Arrow of Light



Arrow of Light Handbook

Arrow of Light Required and
Elective Adventures

Content from Scouts BSA
Handbook on the Scout Badge
of Rank requirements.

Requirements for Scout Badge
of Rank May Not Be Worked
On Until the Cub Scout Is In A
Scouts BSA Troop.

Webelos and Arrow of Light



4th Grade Webelos

Blue Cub Scout
Uniform

Webelos Hat

Webelos
Neckerchief



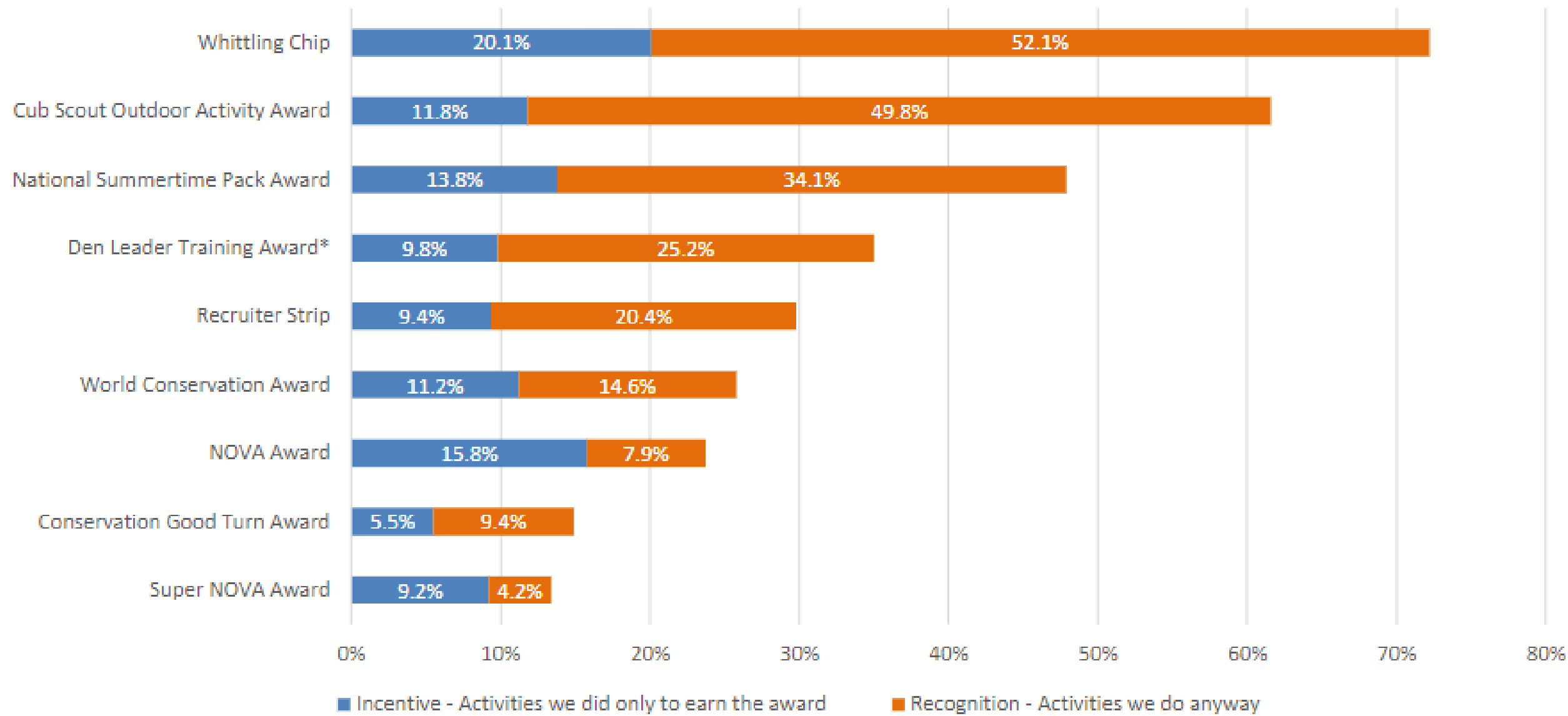
5th Grade Arrow of
Light

Scouts BSA Uniform
Tan Shirt
Green Bottoms

There will not be an
Arrow of Light Hat or
Neckerchief.



Was the award an incentive to do the activity, a recognition for an activity you would have done anyway, an award you knew about but did not earn, or an award you did not know existed?



Reimagine Awards to Adventures

AWARDS



Attachment rate of **1.5%**

Elective Adventures

Attachment rate
between

15% and **25%**

Awards Reimagined as Elective Adventures

Activity	Lion	Tiger	Wolf	Bear	Webelos	Arrow of Light
Camping	Let's Camp	Let's Camp	Let's Camp	Let's Camp	Let's Camp	<i>Outdoor Adventurer</i>
Summertime (May-August)		Summertime Fun	Summertime Fun	Summertime Fun	Summertime Fun	Summertime Fun
World Conservation	<i>Champions for Nature</i>	<i>Champions for Nature</i>	<i>Champions for Nature</i>	<i>Champions for Nature</i>	<i>Champions for Nature</i>	<i>Champions for Nature</i>

Bold indicates new Adventure *Italics* indicates existing Adventure

Knife Safety



3rd Grade



4th Grade



5th Grade

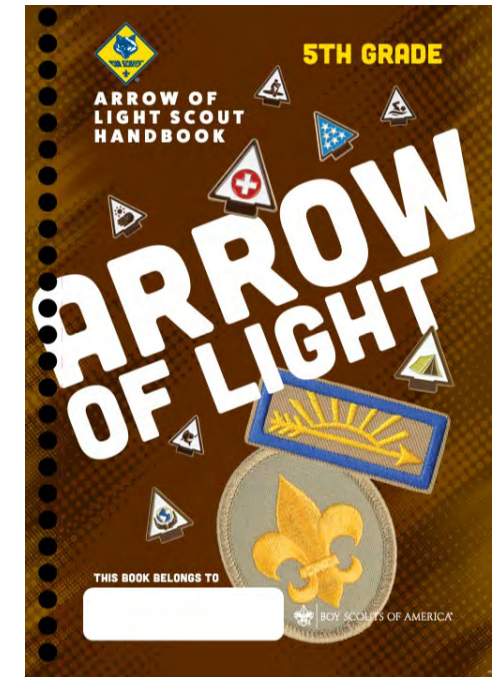




Whittling	Chef's Knife	Knife Safety
		

Whittlin' Chip is retired



To use a knife a Cub Scout must complete the Adventure for their rank even if they completed a knife safety Adventure previously

The Adventure pocket card can be used as proof of completing the Adventure.

Handbooks



Handbooks



PEDAL WITH THE PACK

ELECTIVE ADVENTURE



SNAPSHOT OF ADVENTURE



Get together with your den, pack, or family to go on a bike ride. You will learn about what to take and how to make sure your bike is ready, and then you will go for a ride! Grab your helmet, check your tires, and a buddy to head out on another Cub Scout Adventure.

REQUIREMENTS

1. Show how to properly wear a bicycle helmet. Show you can take it off and put it on without help.
2. Decide what you should wear when riding a bike.
3. Learn about different types of bikes and when/where you might ride these different bikes.
4. Demonstrate you can start and stop your bicycle without help.
5. Demonstrate proper hand signals.
6. With your den, pack, or family, following the buddy system, take a bike ride.



- [Elective Adventure](#)
- [Scan for this Elective Adventure](#)

Badges of Rank

Current Cub Scouts do not need to change their uniform

Lion to Bear badges of rank position on the uniform is based on the order earned



Den Meeting Resources

Scouting.org



- Elective Adventure
- Scan for this Elective Adventure

The screenshot shows the Boy Scouts of America website. The top navigation bar includes the BSA logo, the text "BOY SCOUTS OF AMERICA", a search icon, and buttons for "BE A SCOUT", "SCOUTSHOP", "GIVE", and "MY.Scouting". Below this is a secondary navigation bar with links for "PROGRAMS", "SCOUTING SAFELY", "AWARDS", "ABOUT", "TRAINING", "RESOURCES", "OUTDOOR PROGRAMS", "SKILLS", and "HIGH ADVENTURE BASES". The main content area features a breadcrumb trail: "Home > Programs > Cub Scouts > Den Leader Resources". On the left is a sidebar menu under the heading "CUB SCOUTS" with items: "Activities", "Adult Leader Training", "Aims and Methods", "Benefits of Cub Scouting", "Cost of Cub Scouting", "Cub Scout Adventure Survey", "Cub Scout Program", "Cub Scout Uniform", "Cubmaster Resources", "Den Leader Resources" (highlighted), and "How Cub Scouting is". The main content area has a large heading "Den Leader Resources" and a large blue banner with the Cub Scout logo (a wolf's head in a yellow diamond) and the text "CUB SCOUTS". Below the banner is a paragraph: "The Den Meeting is the most important part of Cub Scouting. It is where Cub Scouts build friendships, work together to learn new things, and progress towards earning their common badge of rank. Serving as a Den Leader is providing an opportunity to make a positive life long impact on your child and others".

Den Meeting Resources

Scouting.org

Badge of Rank

LION ADVENTURES

Kindergarten

Earn the Lion Badge of Rank

To earn the Lion badge of rank, you must complete six required Adventures and any two elective Adventures.

Required Adventures



Character & Leadership

Bobcat Adventure

The Bobcat Adventure is designed to be the first required Adventure. Requirements for Bobcat include getting to know members of the den and the "How to Protect Your Children from Child Abuse: A Parent's Guide" which are important activities to do with your den early on.

[View Lion Bobcat](#)



Adventure 1
Initiation



Adventure 2
Personal Fitness



Adventure 3
Character



Adventure 4
Personal Safety



Adventure 5
Family & Community

Elective Adventures

There are six levels to the number of elective adventures that can be earned. Two (2) elective adventures are required to earn the Lion badge of rank, but more may be earned with the den, family, or pals.



Elective 1
History



Elective 2
Arts



Elective 3
Science



Elective 4
Games



Elective 5
Sports



Lion – Kindergarten

Bobcat Lion

Character & Leadership
REQUIRED



Snapshot Of Adventure

The Bobcat Adventure is the first required Adventure on the trail to earn the Lion badge of rank. Once the Bobcat Adventure is completed, Lions can start any other of the Adventures in any order.

Safety Moment

Prior to any activity, use the [BSA SAFE Checklist](#) to ensure the safety of all those involved.

All participants in official BSA Scouting activities should become familiar with the [Guide to Safe Scouting](#) and applicable program literature or manuals.

Be aware of state or local government regulations that supersede BSA practices, policies, and guidelines.

To assist in the safe delivery of the program you may find specific safety items that are related to requirements for the Adventure.

Before conducting a craft activity, review the [Craft Tips](#) video (2 minutes 34 seconds.)

Before starting this Adventure complete the following:

- Review [Age Appropriate Guidelines for Scouting Activities](#) before starting a project.
- Cub Scouts are allowed to use common craft tools, such as paintbrushes, scissors, hammers, and screw drivers.
- Know the proper use of the tools that will be used for the project, by any youth or adult.

During the Adventure

- Give time for proper training on the use of the tools that will be used to complete the project to all youth and adults.
- Provide continuous, qualified adult supervision and discipline during the project.
- Following all manufacturer's literature and age and skill restrictions shall supersede the recommendations in the publication. If there is a conflict, leaders shall follow the most restrictive guidelines.

Complete the following requirements

Activities to fulfill these requirements are listed below. Choose one activity for each requirement to complete Bobcat Lion.

Requirement 1

Get to know the members of your den.

Requirement 2

Have your Lion adult partner or den leader read the Scout Law to you. Demonstrate your understanding of being friendly.

Requirement 3

Share with your Lion adult partner, during a den meeting or at home, a time when you have demonstrated the Cub Scout motto "Do Your Best."

Requirement 4


At home, with your parent or legal guardian, do the activities in the booklet "How to Protect Your Children from Child Abuse: A Parent's Guide."

Requirement 1

Get to know the members of your den.

Lion – Kindergarten

Den Flag



Indoors 1 3 4

Making a den flag builds a sense of team and is a great way to show your den pride throughout the year...

[See Details](#)

Lion – Kindergarten

Make A Den Doodle




Indoors 1 3 4

The den doodle is a great way to build a den community and provide instant recognition for positive behavior...

[See Details](#)

Lion – Kindergarten

Name Ball Game



Indoors 1 3 4

Lorem ipsum dolor sit amet, consectetur adipiscing elit. Maecenas euismod, arcu eu vulputate...

[See Details](#)

Activity Cards for Requirements

Location



Indoor



Outdoor



Travel

Energy Level

- 1- Very low energy - listening
- 2- Low energy — crafts
- 3- Moderate energy — skilled crafts
- 4- High energy — active movements
- 5- Very high energy — running

Requirement 1

Get to know the members of your den

Choose one of the following:

Lion - Kindergarten

Den Flag

Indoor 1 3 4

Making a den flag builds a sense of team and is a great way to show your den pride throughout the year...

[See Details](#)

Supplies

1. None — no supplies are needed
2. Very little — common household items
- 3- Average - low-cost craft supplies
- 4- Above average — common craft supplies
- 5- Custom — custom or uncommon

Prep Time

1. No prep time needed
2. One to three days ahead of time
3. Three to five days ahead of time
4. A week ahead of time
5. More than a week ahead of time

Activity Card

Lion & Kindergartem

Bobcat Lion

Character & Leadership

REQUIRED



Requirement 1

Den Doodle Lion

Snapshot of Activity

The den doodle is a craft project that can be used to track attendance, reward good behavior, and completion of requirements.



Indoor



3



4



4

If you want to know more about The Adventure Activity Key [click here](#).

Materials Needed

Den doodles can be made from different materials and there are several different designs. This is one example of a den doodle that can be made. It stands on its own and is four feet tall.

- Cub Scouts will need their Lion handbook, page 3
- Pencils, one for each Cub Scout
- 1 – ¼" plywood 3' x 1'
- 4 – 12 inch 2" x 1" boards for the base
- 1 – 4 foot 2" x 1" board for the pole
- 12 – 1 ½" wood screws
- 200 grit sandpaper
- 1-foot-long cord that is 3/16" or less than ¼" thick, one for each Cub Scout
- Power drill with a ¼" drill bit
- Gold spray paint
- Yellow spray paint
- Blue spray paint
- Black latex paint
- Fine paint brush for lettering

Directions

Before the meeting:

1. Sand the edges of each board and the plywood to remove any rough edges.
2. Paint the 3' x 1' plywood with gold spray paint and let it dry.
3. Paint the four boards for the base that are 12-inch 1" x 2" with blue spray paint and let it dry.
4. Paint the 4-foot board for the pole board with the yellow spray paint and let it dry.
5. Using wood screws, attach one 12-inch 1" x 2" to each side of the bottom of the 4 foot 1" x 2" board for the pole so that the 12-inch 1" x 2" are vertical. See illustration in Additional Resources.
6. With a pencil space out the names of each Cub Scout on the bottom of the 3' x 1' ¼" plywood. Names may need to be placed at an angle or vertically to fit everyone. You may consider leaving one space open just in case a new Cub Scout joins the den later. Leave space to drill a hole below each name. See illustration in additional resources.
7. Once names are properly placed and penciled in, paint the names using black latex paint and a fine paintbrush.
8. Decorate the rest of the ¼" plywood with the pack number, Lion rank stickers or patches, etc., and let dry.
9. Drill a hole under each name and attach a 1' long cord under each name.
10. Center the ¼" plywood to the top of the 4 ft. 1" x 2" and attach it with wood screws.

Additional Resources



SHARE YOUR WAY

Multiple ways to keep your Scouters informed

FUN, SIMPLE, EASY

Latest official updates, No app to install, Works on all devices





National Cub
Scouting
Subcommittee

Project Manager

Lisa Wylie

lisa.wylie@comcast.net

425.985.4695

Current Chair

Audrey Oakes

oakesa@comcast.net

425.518.7821