










Handbooks and Leader Resources

Handbooks



Lion Handbook



- 8 ½” x 11” – same dimensions as current handbook
- Increased page count from 24 to 64 pages
- Custom artwork by the artist who draws the Scout Life magazine cartoon strip *Lion Pride*.
- Contains age-appropriate activities that help introduce the topic of an Adventure or help to complete a requirement for an Adventure.

My Lion Trail



Bobcat
(Character & Leadership)



Mountain Lion
(Outdoors)



Lion's Roar
(Personal Safety)



Lion's Pride
(Family & Reverence)



Elective Adventure



Fun on the Run
(Personal Fitness)



King of the Jungle
(Citizenship)



Elective Adventure



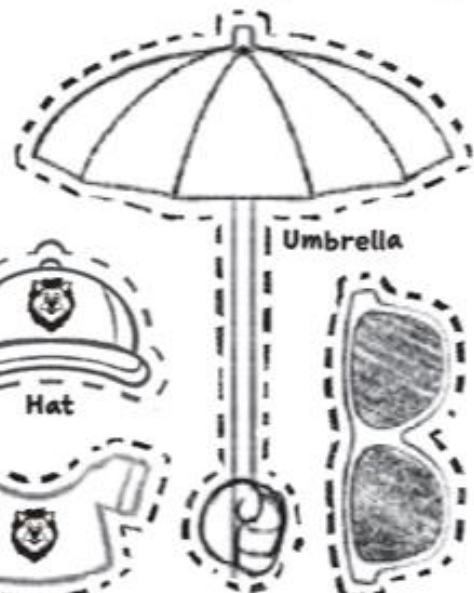


Dress Kat for each of the different types of weather.

With the help of a trusted adult, cut out the clothing items on the next page and dress Kat in the proper outfit for sunshine, rain, and snow.



Raincoat and Boots



Umbrella



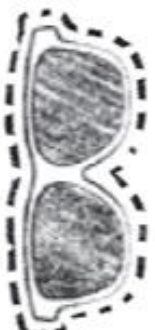
Hat



Shorts and Sneakers



T-shirt



Sunglasses



Winter Coat




Scarf




Snowpants and Boots




Winter Hat



Circle the animals below that are wild animals.




Place an X on the food that is in the wrong food group.





Put a check mark in the box above each Adventure once you complete it.



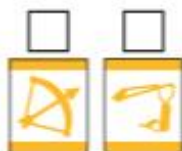
Bobcat Mountain Lion Fun on the Run King of the Jungle Lion's Roar Lion's Pride



Build It Up, Knock It Down Champions for Nature Count On Me Everyday Tech Gizmos and Gadgets Go Fish I'll Do It Myself

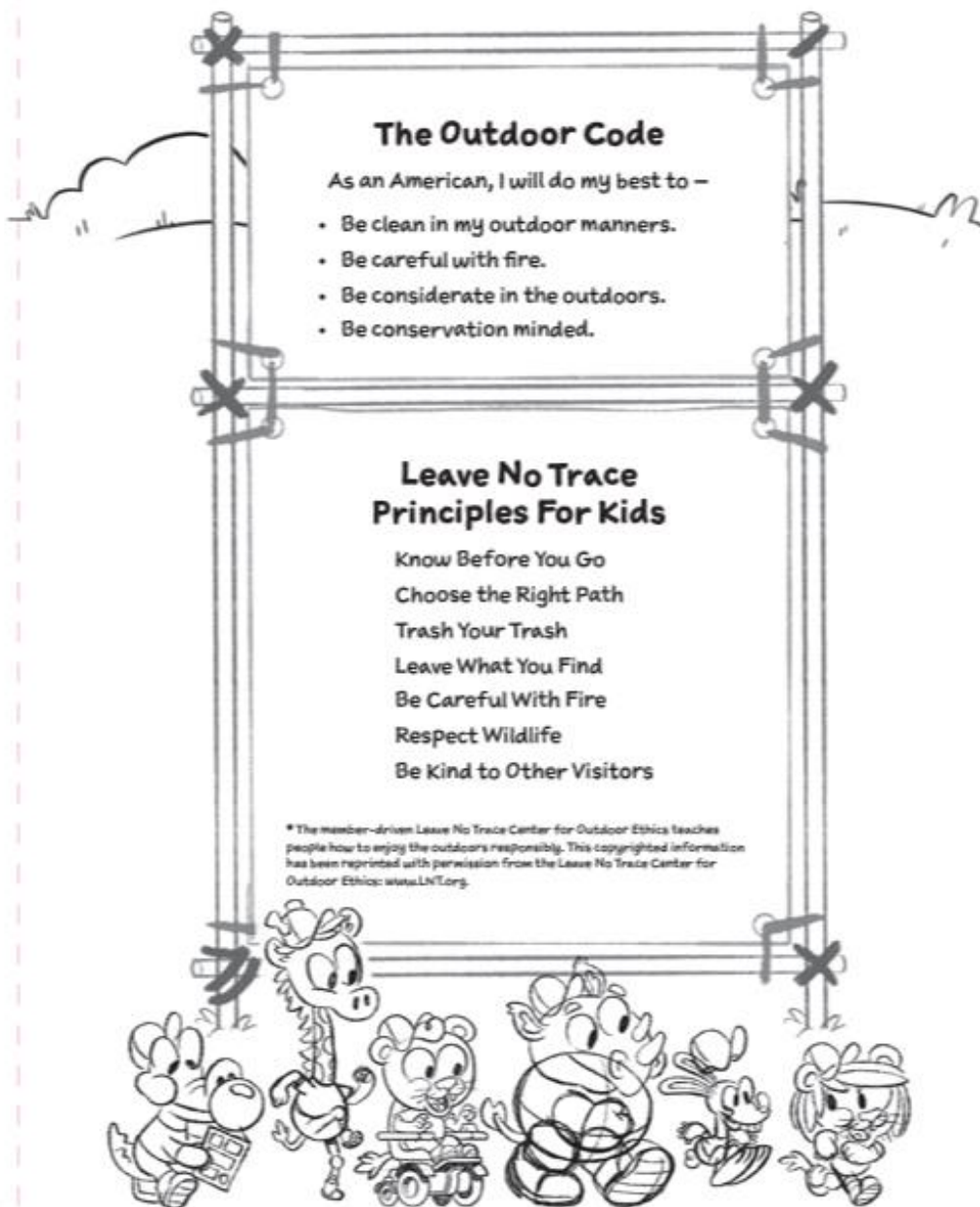


Let's Camp On a Roll On Your Mark Pick My Path Race Time Ready, Set, Grow Time to Swim



Archery* Slingshot*

* Range and target sports Adventures are special Adventures that can only be completed at approved events with qualified instructors.



The Outdoor Code

As an American, I will do my best to –

- Be clean in my outdoor manners.
- Be careful with fire.
- Be considerate in the outdoors.
- Be conservation minded.


Leave No Trace Principles For Kids

- Know Before You Go
- Choose the Right Path
- Trash Your Trash
- Leave What You Find
- Be Careful With Fire
- Respect Wildlife
- Be Kind to Other Visitors

*The member-driven Leave No Trace Center for Outdoor Ethics teaches people how to enjoy the outdoors responsibly. This copyrighted information has been reprinted with permission from the Leave No Trace Center for Outdoor Ethics: www.LNT.org.




Lion Adult Partner Guide



- Replace “Den Leader Guide” with “Adult Partner Guide”
- 8 ½” x 11” – same dimensions as current Den Leader Guide
- Resource to “onboard” parents/adult partners
- Introduction to the Cub Scout program
- Resources on how to deliver the program at home or at a den meeting.



Tiger Handbook




- 8 ½” x 11” – same size
- 64 pages
- Custom artwork by the artist who draws the Scout Life magazine cartoon strip *Tigers’ Adventures*.
- Contains age-appropriate activities that help introduce the topic of an Adventure or help to complete a requirement for an Adventure.

My Tiger Trail






Cut out the **chatterbox** below and fold it with help from your adult partner.





Put a checkmark in the box above each adventure once you complete it.

<input type="checkbox"/>	<input type="checkbox"/>	<input type="checkbox"/>	<input type="checkbox"/>	<input type="checkbox"/>	<input type="checkbox"/>	<input type="checkbox"/>	<input type="checkbox"/>	<input type="checkbox"/>	<input type="checkbox"/>	<input type="checkbox"/>
Bobcat	Tigers in the Wild	Tiger Bites	Team Tiger	Tiger's Roar	Tiger Circles					
<input type="checkbox"/>	<input type="checkbox"/>	<input type="checkbox"/>	<input type="checkbox"/>	<input type="checkbox"/>	<input type="checkbox"/>	<input type="checkbox"/>	<input type="checkbox"/>	<input type="checkbox"/>	<input type="checkbox"/>	<input type="checkbox"/>
Archery	BBs	Champions of Nature	Curiosity, Intrigue, and Magical Mysteries	Designed by Tiger	Fish On	Floats and Boats	Good Knights	Let's Camp	Race Time	
<input type="checkbox"/>	<input type="checkbox"/>	<input type="checkbox"/>	<input type="checkbox"/>	<input type="checkbox"/>	<input type="checkbox"/>	<input type="checkbox"/>	<input type="checkbox"/>	<input type="checkbox"/>	<input type="checkbox"/>	<input type="checkbox"/>
Rolling Tigers	Safe and Smart	Slingshot	Sky is the Limit	Stories in Shapes	Summertime Fun	Tech All Around	Tiger Tag	Tiger-iffic	Tigers in the Water	



The Outdoor Code

As an American, I will do my best to –


- Be clean in my outdoor manner
- Be careful with fire
- Be considerate in the outdoors, and
- Be conservation minded.

Leave No Trace Principles For Kids

- Know Before You Go
- Choose the Right Path
- Trash Your Trash
- Leave What You Find
- Be Careful With Fire
- Respect Wildlife
- Be Kind to Other Visitors




* The member-driven Leave No Trace Center for Outdoor Ethics teaches people how to enjoy the outdoors responsibly. This copyrighted information has been reprinted with permission from the Leave No Trace Center for Outdoor Ethics: www.LNT.org.

Tiger Adult Partner Guide



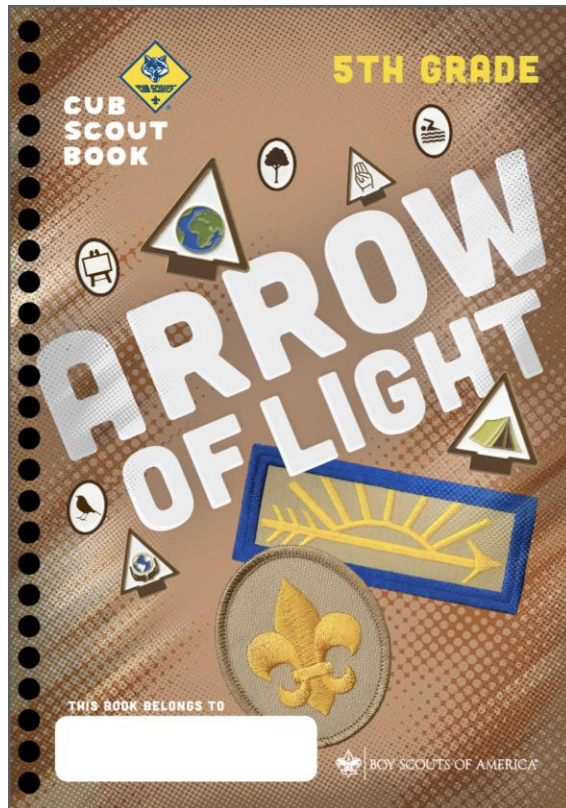
- 8 ½” x 11” – same dimensions as current Den Leader Guide
- Resource to “onboard” parents/adult partners
- Introduction to the Cub Scout program
- Resources on how to deliver the program at home or at a den meeting.

Wolf, Bear, and Webelos Handbooks



- Same dimensions as current versions
- Approximately same page count, 256 pages
- Spiral bound

Arrow of Light Handbook



- Same dimensions as Wolf, Bear, and Webelos
- Approximately same page count, 256 pages
- Spiral bound
- Contains content for the Scout badge of rank

CUB SCOUT PARENT GUIDE

(This section is for your parent or legal guardian.)

Your child will get the most out of their Cub Scout experience when you take an active part. Cub Scouting is led by volunteer parents, just like you. They come together to plan Cub Scout activities, meetings, and special events. For many parents, this is a great way to get to know the other families in their community. Chances are, you have a lot in common. Your child may attend the same school and some children may even have the same teachers. You may shop at the same grocery store, play at the same park, or may even live within walking distance from each other.

GETTING STARTED AS A CUB SCOUT PARENT

1. **Find out who your contact person is for Cub Scouting.** The contact person may have a specific title like den leader or Cubmaster, or they just may be an active parent. This is the person whom you can contact to ask questions as you are getting started.
2. **Confirm the details of the den meetings,** pack meetings, and other activities. Add them to your personal and family calendars.
3. **Plug into the communication channel** that your pack and your den use. Each Cub Scout pack has different ways they communicate with parents; some have multiple ways. It may be as simple as a text message group, a communications app, or

a social media page. Make sure that the contact information you give to the Cub Scout pack is accurate.

4. **Download the free Scouting app** from the Apple App Store® and Google Play™ store. The Scouting app gives parents an easy way to stay connected with their Cub Scout's progress and official records.
5. **Read the remainder of this chapter,** Cub Scout Parent Guide, and the Essential Cub Scout Family Activities chapter.

WHAT IS CUB SCOUTING?

Cub Scouting is the youth program of the Boy Scouts of America® (BSA) for kindergarten through fifth grade. The mission of the program is to prepare young people to make ethical and moral choices over their lifetimes by instilling in them the values of the Scout Oath and the Scout Law. This is accomplished through the aims and methods of Scouting — what we want to teach and how we teach.

The four aims are: character development, leadership, citizenship, and personal fitness.

The seven methods of Cub Scouts are: living the ideals, belonging to a den, advancement, family involvement, activities, serving the neighborhood, and the uniform.

Your child wanted to join and will stay in Cub Scouting because it is fun. Cub Scouting has been described as “a game with a purpose.” The activities in Cub Scouting serve a purpose deeper than just having fun. Activities are designed to meet the mission of the BSA.

The front of handbooks includes a parent guide.

How to get started

What is Cub Scouting

ESSENTIAL CUB SCOUT FAMILY ACTIVITIES

The Cub Scout program is designed for you to share adventures together. Be active, have fun, and enjoy the moments you have together. As an adult, you will also make new friends and have opportunities to try new things.

Cub Scouting is a holistic program; the positive impact works best when incorporated into your home. One way to do this is to be familiar with the Scout Oath and the Scout Law and look for ways to recognize your Cub Scout when they are following these values.

ADVENTURE REQUIREMENTS TO DO AT HOME

Most Adventure requirements will be completed with your den or pack. The following requirements are designed to be done at home. Let your den leader know when you have completed them with your Cub Scout.

BOBCAT

Requirement 7 - At home, with your parent or legal guardian, do the activities in the booklet "How to Protect Your Children From Child Abuse: A Parent's Guide."

SAFETY IN NUMBERS

Your den leader may ask that you complete all requirements for this Adventure at home. See the requirements on page XX.

FOOTSTEPS



Your den leader may ask that you complete all requirements for this Adventure at home. See the requirements on page XX.

Parent guide highlights Adventures and requirements that are done at home.

BOBCAT

CHARACTER & LEADERSHIP



SNAPSHOT OF ADVENTURE



The Bobcat Adventure is the first required Adventure on your trail and will get you and your den off to a great start. Once you have completed the Bobcat Adventure, you can work on the other Adventures in any order.

REQUIREMENTS

1. Get to know the members of your den.
2. Recite the Scout Oath and the Scout Law with your den and den leader.
3. Learn about the Scout Law.
4. With your den, create a den code of conduct.
5. Demonstrate the Cub Scout sign, Cub Scout salute, and Cub Scout handshake. Show how each is used.
6. Share with your den, or family, a time when you demonstrated the Cub Scout motto "Do Your Best."
7. At home, with your parent or legal guardian, do the activities in the booklet "How to Protect Your Children From Child Abuse: A Parent's Guide."



- Required Adventure
- Scan for this Adventure page

Chapter Lead

Snapshot, an overview of the Adventure

Requirements

QR Code that takes you to the leader resource page for this specific Adventure.

REQUIREMENT 4

With your den, create a den code of conduct.



A den code of conduct is created by thinking of how you should act during a den meeting and how you expect everyone else to act.

The first step is to have everyone give their ideas of what should be part of the code of conduct. Then find the ones

that everyone will agree to. If you can, make it a list of things you should do instead of a list of things you shouldn't. It is also best to keep the list short and simple.

To get you started, here are two things you may want to add to your den code of conduct.

Everyone will do their best to live by the Scout Oath and the Scout Law.

We will do our best to make everyone feel welcome in our den.



Date

Adult's Signature

REQUIREMENT 5

Demonstrate the Cub Scout sign, Cub Scout salute, and Cub Scout handshake. Show how each is used.

The Cub Scout Sign

Make the sign with your right hand. Hold your arm straight up. The two raised fingers stand for the Scout Oath and the Scout Law. The fingers look like the sharp ears of the wolf ready to listen to Akela. Remember that Akela means "good leader" to a Cub Scout. Your den leader is Akela. Your mother or father or legal guardian is also Akela. At school, your teacher is Akela.



The Cub Scout Salute

Salute with your right hand. Hold your first two fingers close together. Touch your fingertips to your cap. If you aren't wearing a cap, touch your right eyebrow. We use the Cub Scout salute to show respect to our country. Always use the Cub Scout salute when you are in your Cub Scout uniform, both indoors and outdoors. If you are not in uniform, you show respect to the flag by placing your right hand over your heart.

We use the Cub Scout salute when the United States flag is being raised or lowered.

We use the Cub Scout salute when the United States flag is passing by, like in a parade.


We use the Cub Scout salute when we are saying the Pledge of Allegiance.



REQUIREMENT 7

At home, with your parent or legal guardian, do the activities in the booklet "How To Protect Your Children From Child Abuse: A Parent's Guide."

Your parent(s) or legal guardian must read the booklet that is in front of your handbook. They can also find the online version by scanning this QR code.



CONGRATULATIONS!

You have completed your first required Wolf Adventure!

You may now earn any of the other Wolf Adventures in any order.



Date

Adult's Signature

REQUIREMENT 5

Demonstrate the Cub Scout sign, Cub Scout salute, and Cub Scout handshake. Show how each is used.



The Cub Scout Sign

Make the sign with your right hand. Hold your arm straight up. The two raised fingers stand for the Scout



The back cover will have colored tabs that help navigate to each adventure in the handbook.

- BOBCAT
- PAWS ON THE PATH
- RUNNING WITH THE PACK
- COUNCIL FIRE
- SAFETY IN NUMBERS
- FOOTSTEPS
- A WOLF GOES FISHING
- ADVENTURES IN COINS
- AIR OF THE WOLF
- CHAMPIONS OF NATURE
- CODE OF THE WOLF
- COMPUTING WOLVES
- CUBS WHO CARE
- DIGGING IN THE PAST
- FINDING YOUR WAY
- GERMS ALIVE!
- LET'S CAMP WOLF
- PAWS FOR WATER
- PAWS OF SKILL
- PEDAL WITH THE PACK
- RACE TIME
- SPIRIT OF THE WATER
- SUMMERTIME FUN
- SPECIAL ELECTIVE ADVENTURES

SCOUT OATH

On my honor I will do my best
To do my duty to God and my country
and to obey the Scout Law;
To help other people at all times;
To keep myself physically strong,
mentally awake, and morally straight.

SCOUT LAW

- Trustworthy
- Loyal
- Helpful
- Friendly
- Courteous
- Kind
- Obedient
- Cheerful
- Thrifty
- Brave
- Clean
- Reverent



SKU 646428



BOY SCOUTS OF AMERICA
1325 West Walnut Hill Lane P.O. Box 152079
Irving, TX 75015-2079 www.scouting.org

34752

2022 Printing

Leader Resources

Scouting.org

Pick the Rank/Grade



CUB SCOUT ADVENTURES

Cub Scouts earn adventures that are specific to their grade and rank. A number of adventures must be completed to earn the badge of rank for each grade level. Completion of adventures is how the aims of character, citizenship, leadership, and personal fitness are developed.



CUB SCOUT RANKS

Select a specific rank to see the list of required and elective adventures.



LION

Kindergarten

Description of how to earn the Lion Badge and some basic instructions. Lorem ipsum dolor sit amet. euismod, arcu eu vulputate iaculis.

[LEARN MORE](#)



TIGER

1st Grade or 6 Years Old

Description of how to earn the Lion Badge and some basic instructions. Lorem ipsum dolor sit amet. euismod, arcu eu vulputate iaculis.

[LEARN MORE](#)



WOLF

2nd Grade or 7 Years Old

Description of how to earn the Lion Badge and some basic instructions. Lorem ipsum dolor sit amet. euismod, arcu eu vulputate iaculis.

[LEARN MORE](#)



BEAR

3rd Grade or 8 Years Old

Description of how to earn the Lion Badge and some basic instructions. Lorem ipsum dolor sit amet. euismod, arcu eu vulputate iaculis.

[LEARN MORE](#)



WEBELOS

4th Grade or 9 Years Old

Description of how to earn the Lion Badge and some basic instructions. Lorem ipsum dolor sit amet. euismod, arcu eu vulputate iaculis.

[LEARN MORE](#)



ARROW OF LIGHT

5th Grade or 10 Years Old

Description of how to earn the Lion Badge and some basic instructions. Lorem ipsum dolor sit amet. euismod, arcu eu vulputate iaculis.

[LEARN MORE](#)

Scouting.org

Badge of Rank Page

← Back to: Cub Scouts Adventures



Bobcat Adventure

The first required Adventure.



Start with this required Adventure first, then move to the following.

The Bobcat Adventure is to get to know your team, lorem ipsum dolor sit amet, consectetur adipiscing elit. Maecenas euismod, arcu eu vulputate iaculis, tortor magna blandit libero, lorem ipsum dolor sit amet, consectetur adipiscing elit.

[See Requirements](#)






Required Adventures

After earning the Bobcat Adventure, begin working on any of the other Adventures. To earn the Lion badge of rank, complete all six (6) of the required Adventures.

 Mountain Lion Outdoors	 Fun on the Run Personal Fitness	 King of the Jungle Citizenship	 Lion's Roar Personal Safety	 Lion's Pride Family & Reverence
---	--	---	--	--

Elective Adventures

There is no limit to the number of elective Adventures that can be earned. Two (2) elective Adventures are required to earn the Lion badge of rank, but more may be earned with the den, family, or pack.

 Elective 1 Elective	 Elective 2 Elective	 Elective 3 Elective	 Elective 4 Elective	 Elective 5 Elective
--	--	--	--	--

Adventure Page

Lion - Kindergarten

Fun On The Run

REQUIRED



Snapshot Of Adventure

Vitae vulputate lacus dolor sed fusce porta dis duis. Malesuada porttitor aliquam adipiscing senectus tempus lacus mi urna. Feugiat eleifend porttitor dolor egestas. Adipiscing massa eu erat nisi vitae pretium proin enim sem.

Safety Moment

Lorem ipsum dolor sit amet, consectetur adipiscing elit. Sed diam eros, sagittis ac feugiat ac, porttitor eget nisi. Duis egestas orci et odio elementum luctus. Morbi tristique porttitor justo consectetur cursus. Aliquam vulputate neque at cursus pulvinar. Etiam blandit laeulis nisi, nec dapibus mi convallis pulvinar. Ut vulputate nec tellus placerat suscipit. Phasellus ligula elit, fringilla eget ultrices ut, ornare a risus. Nam mi tortor, ultricies nec tortor ut, pharetra ullamcorper eros. Mauris lectus erat, viverra et orci ac, congue finibus justo. Ut porta tincidunt ipsum vel finibus. Interdum et malesuada fames ac ante ipsum primis in faucibus. Quisque commodo interdum augue, a ultrices eros tempus eu. Quisque in ligula sollicitudin, fermentum arcu quis, laoreet mi. Nulla nisi dui, aliquet eu nibh vel, rutrum eleifend odio.

Donec conwallis fermentum malesuada. Vivamus a odio vitae nisi varius feugiat eget eu erat. Pellentesque vehicula diam non nunc fermentum euismod. Donec justo ante, rutrum a lacus vitae, eleifend scelerisque nibh. Maecenas luctus aliquet sapien non fringilla. Nunc libero turpis, blandit eget arcu ut, molestie vestibulum ligula. Donec id libero at metus elementum imperdiet. Nullam semper nisi velit, et porttitor eros auctor sed.

Complete the following requirements

Activities to fulfill these requirements organized are below, Choose one activity of each requirement to complete - Bobcat Adventure.

Requirement 1

Get to know the members of your Den.

Requirement 2

Have your adult partner or den leader read the scout law to you. demonstrate your understanding of being friendly.

Requirement 3

Lorem ipsum dolor sit amet, consectetur adipiscing elit. Maecenas euismod, consectetur adipiscing.

Requirement 4

Lorem ipsum dolor sit amet, conse adipiscing elit.

Requirement 5

Have your adult partner or den leader read the scout law to you. demonstrate your understanding of being friendly.

Requirement 6

Lorem ipsum dolor sit amet, consectetur adipiscing elit. Maecenas euismod, consectetur adipiscing.

Requirement 7

Have your adult partner or den leader read the scout law to you. demonstrate your understanding of being friendly.

Requirement 8

Lorem ipsum dolor sit amet, consectetur adipiscing elit. Maecenas euismod, consectetur adipiscing.

Requirement 9

Have your adult partner or den leader read the scout law to you. demonstrate your understanding of being friendly.

Activity Cards for Requirement

Requirement 1

Get to know the members of your den.

Lion - Kindergarten

Den Flag

Indoors 1 3 4

Making a den flag builds a sense of team and is a great way to show your den pride throughout the year...

[See Details](#)

Lion - Kindergarten

Make A Den Doodle

Indoors 1 3 4

The den doodle is a great way to build a den community and provide instant recognition for positive behavior...

[See Details](#)

Lion - Kindergarten

Name Ball Game

Indoors 1 3 4

Lorem ipsum dolor sit amet, conector adipiscing elit. Maecenas euismod, arcu eu vulputate...

[See Details](#)



Activity Cards for Requirements

Location



Indoor



Outdoor



Travel

Energy Level

- 1- Very low energy - listening
- 2- Low energy — crafts
- 3- Moderate energy — skilled crafts
- 4- High energy — active movements
- 5- Very high energy — running

Requirement 1

Get to know the members of your den

Choose one of the following:

The screenshot shows an activity card titled "Den Flag" for "Lion - Kindergarten". It features four options: "Indoor" (with a house icon), "1" (with a lightning bolt icon), "3" (with a list icon), and "4" (with an hourglass icon). Below the options is a description: "Making a den flag builds a sense of team and is a great way to show your den pride throughout the year..." and a "See Details" button.

Supplies

1. None — no supplies are needed
2. Very little — common household items
- 3- Average - low-cost craft supplies
- 4- Above average — common craft supplies
- 5- Custom — custom or uncommon

Prep Time

1. No prep time needed
2. One to three days ahead of time
3. Three to five days ahead of time
4. A week ahead of time
5. More than a week ahead of time

Lion - Kindergarten

Fun On The Run - Long
adventure name here



Requirement 1

Den Flag - Here Can Go A Larger Title For The Adventure Name

Snapshot Of Activity

Make a den flag builds a sense of team and is a great way to show your den pride throughout the year. make your den flag part of your opening and closing ceremony and bring it to your pack meetings and outings. your den flag is a great way to keep your den together when on an outing.



Indoors



1



3



4

Supply List

Molestie lectus lacus ac amet. Sed bibendum elementum in aliquam magna pellentesque. Donec ipsum gravida adipiscing hendrerit a vel adipiscing euismod diam. Lacinia a diam diam lectus. Aliquet cras viverra neque tristique sit massa. Mauris felis urna ultrices maecenas est. Tempus nunc at rhoncus habitant ac. Maecenas ac faucibus aliquam feugiat. Convallis sollicitudin suspendisse vehicula dolor dui amet urna. Tellus integer molestie tincidunt in rhoncus. Vehicula interdum in euismod tempus est risus. At egestas aenean in dictum egestas. Erat viverra aliquet leo fermentum ornare. Urna pellentesque quisque a tellus. Ante nullam accumsan id imperdiet. Ac erat mauris congue sed posuere urna. Semper tortor vitae mauris pretium. Risus enim pellentesque vel vitae aliquet id mi. Id et erat vestibulum vitae vitae enim imperdiet est. Aliquam nulla lectus tincidunt urna. Quis lorem dui libero sollicitudin porta quis hac in. Malesuada vulputate neque at nunc nulla massa. Enim ultrices lacinia sagittis platea fames egestas. Adipiscing volutpat massa suspendisse consequat vel id vitae nunc. Lectus lorem elementum morbi morbi lectus fermentum gravida senectus sagittis. Vel lacus nulla aenean non mollis vitae orci orci vulputate. Ante pretium et non adipiscing odio ut euismod sit. Quis mauris hendrerit sem leo phasellus faucibus. Eget etiam eu habitant maecenas fermentum sit. Erat pharetra purus diam quam magna felis nec lectus neque. Sed eu dolor eget egestas mauris. Augue nisi nibh est eu vestibulum molestie. Fames orci dui tortor et amet. Consectetur ut ultrices arcu sapien consequat mi. Feugiat erat praesent habitasse massa nunc. Arcu ipsum lorem porttitor urna nulla consectetur. Rhoncus id volutpat sit lorem imperdiet imperdiet. Ornare convallis viverra vel bibendum velit vitae diam aliquam at. At aliquet in viverra justo egestas. Mauris tincidunt aenean ornare aliquam lectus. Elementum convallis platea ut leo enim mattis. Pharetra magnis tincidunt ullamcorper non quis sed mattis. Enim egestas mi fringilla sed suspendisse. Ultrices vestibulum libero ultricies netus cras blandit eu nulla faucibus. Elit cursus proin suscipit sed felis. Augue in pharetra risus pellentesque. Purus.

Directions

Additional Resources

Facilisi donec nec tempus facilisi tellus. Ultrices eu velit pellentesque cras scelerisque nunc. Pulvinar purus magna facilisi fermentum. Eu tempor in massa faucibus semper magnis scelerisque. Tellus massa tempus etiam est. Venenatis amet pellentesque eget arcu cursus hendrerit scelerisque. In mattis vestibulum lacinia nisl. Suscipit non libero condimentum augue. Et lectus consequat arcu a praesent et. Egestas consequat eget felis ut. Congue diam.

