

# District Role Electronic Registration Process

**INITIAL STEP-** The professional or volunteer who has access to the district Invitation Manager obtains either the QR Code or URL Link from the District Invitation Manager and gives the QR code or URL to the person applying to the district. The QR code and URL can be used again for other member applications.

my.Scouting | Membership Manager

Sunrise 32

Sunrise 32

SELECT ORG LEVEL

Last updated at: 05/15/2023 08:51:01 PM

RELOAD

0 New Leads Last 30 days

0 Opened Leads Last 30 days

+ New Lead

Status Summary

0	New	VIEW
0	Opened	VIEW
9	Pending Reassignment	VIEW
41	Invitation Sent	VIEW
17	Closed	VIEW
3	Completed	VIEW

Active Leads by Source

Requests submitted through BeAScout | Manually entered: Joining Night | Manually entered: Individual Referral | Manually entered: Other Source

Invitation QR - Sunrise 32

Download QR Code

Invitation Link - Sunrise 32

Copy URL

<https://my.scouting.org/VES/OnlineReg/1.0.0/?tu=UF-M8-780X32>

<https://my.scouting.org/VES/OnlineReg/1.0.0/?tu=XX-XX-780X32>

# District Role Electronic Registration Process


**STEP 1** – The link will take the person applying to the page where they will start the application process .

my.Scouting | Sunrise 32 Help

**WELCOME TO SCOUTING**

Select your application type below to apply for membership in or to volunteer for Scouting. You will be notified when your application has been processed by the unit or council.

**Are you registering yourself or your child?:**



**Adult**  
Volunteers

**Start**

Copyright Boy Scouts of America 2023

# District Role Electronic Registration Process

- STEP 2** – If the person applying is already registered and has a my.scouting account, click “Yes.”
- If the person is not already registered, they will click “No,” and the next step will take the person applying through the adult application process.

my.Scouting | Sunrise 32 Help

1 Basic Information — 2 Background Information — 3 Payment/Checkout

**Tell us about yourself**

\* Do you currently have a my.Scouting account?:  Yes  No

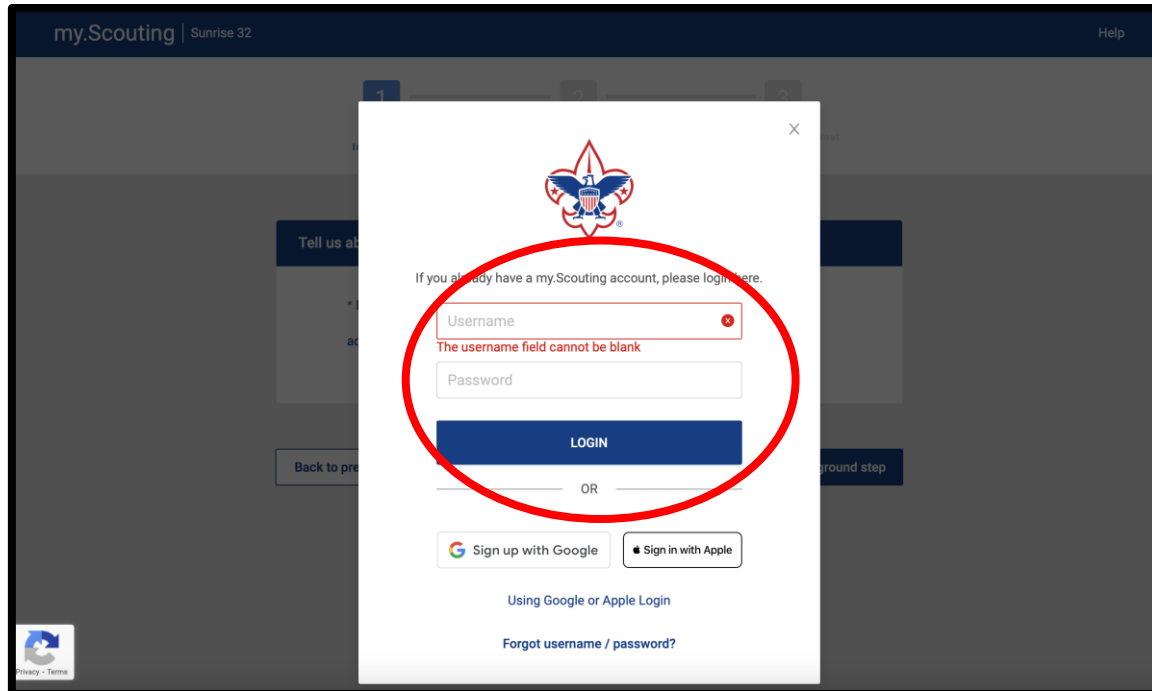
[Back to previous page](#) [Go to Background step](#)

Copyright Boy Scouts of America 2023

# District Role Electronic Registration Process

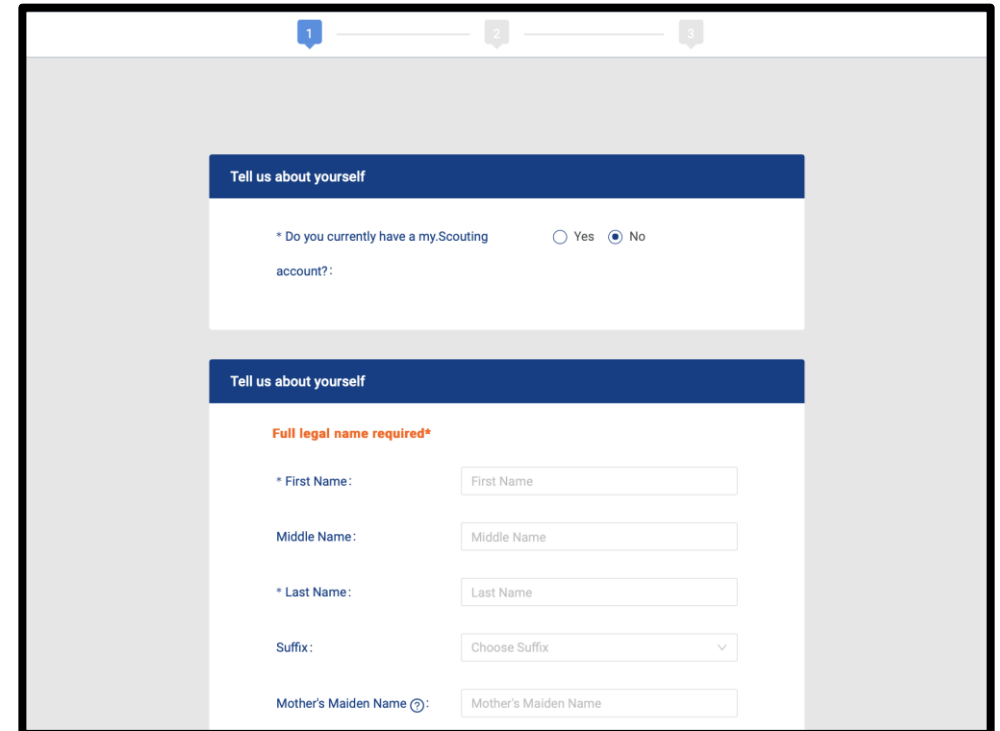
## STEP 3

- If the person answered “Yes” to the previous question, the person applying will enter their my.scouting username and password and then click “login.”



The screenshot shows the my.Scouting login interface. A white modal window is centered over a blurred background. The modal contains the BSA logo at the top, followed by the text "If you already have a my.Scouting account, please login here." Below this are two input fields: "Username" and "Password". The "Username" field is highlighted with a red circle and has a red error message below it: "The username field cannot be blank". A blue "LOGIN" button is positioned below the password field. Below the login button is an "OR" separator, followed by "Sign up with Google" and "Sign in with Apple" buttons. At the bottom of the modal, there are links for "Using Google or Apple Login" and "Forgot username / password?".

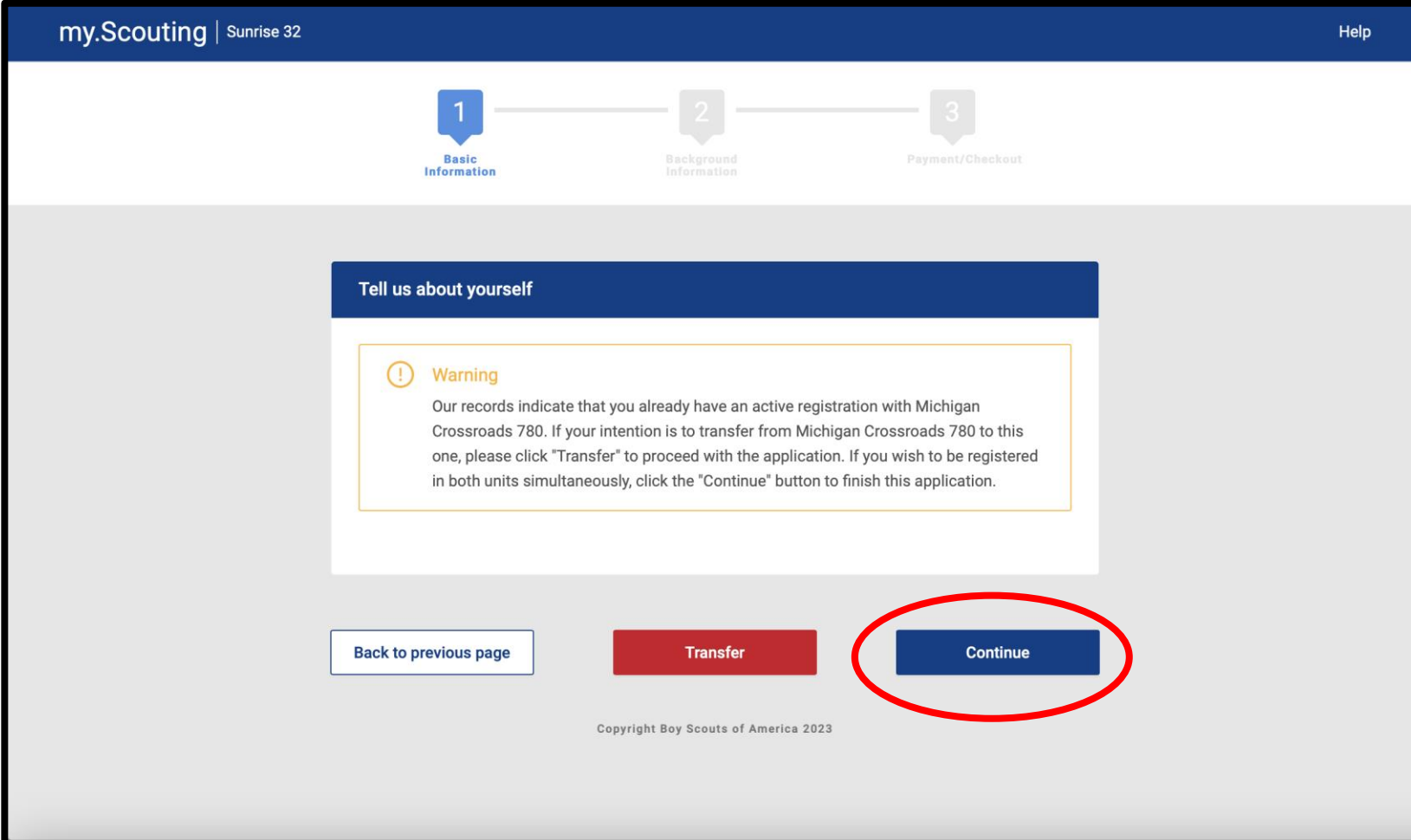
- If the person answered “No” to the previous question, the person applying will fill-out an electronic adult application, including Background Check Authorization, YPT training and establish a my.scouting account.



The screenshot shows the my.Scouting registration form. At the top, there are three numbered steps: 1, 2, and 3. Step 1 is highlighted. The form is divided into two sections, both titled "Tell us about yourself". The first section contains a question: "\* Do you currently have a my.Scouting account?:" with radio buttons for "Yes" and "No", where "No" is selected. The second section is titled "Full legal name required\*" and contains several input fields: "\* First Name:", "Middle Name:", "\* Last Name:", "Suffix:" (with a dropdown menu for "Choose Suffix"), and "Mother's Maiden Name:". Each field has a corresponding input box.

# District Role Electronic Registration Process

**STEP 4** – Click “continue” if the person is applying to be a multiple member to the district within the same council they are registered in.



The screenshot shows the my.Scouting interface for Sunrise 32. At the top, there is a progress bar with three steps: 1. Basic Information (highlighted in blue), 2. Background Information, and 3. Payment/Checkout. Below the progress bar is a section titled "Tell us about yourself". Inside this section is a warning message with a yellow exclamation mark icon:

**Warning**  
Our records indicate that you already have an active registration with Michigan Crossroads 780. If your intention is to transfer from Michigan Crossroads 780 to this one, please click "Transfer" to proceed with the application. If you wish to be registered in both units simultaneously, click the "Continue" button to finish this application.

At the bottom of the form, there are three buttons: "Back to previous page" (white with blue border), "Transfer" (red), and "Continue" (blue). The "Continue" button is circled in red.

Copyright Boy Scouts of America 2023

# District Role Electronic Registration Process

**STEP 5** – Answer the 6 questions and click on “Select Multiple Registrations.”

- From there, the application will show-up in the district Application Manager for approval and position assignment by the District Executive.

The screenshot displays the 'my.Scouting | Sunrise 32' interface. The 'Multiple Registration Form' section includes the following fields:

- \* Member ID: 1
- \* First Name: K
- \* Last Name: N
- \* Multiple From Organization: Troop 01 n
- \* Multiple To Organization: S 2

The 'Background Questions' section contains six questions, each with 'Yes' and 'No' radio button options:

- \* Have you ever been removed from or asked to leave a leadership position in an organization due to allegations regarding your personal conduct or behavior?:  Yes  No
- \* Do you use illegal drugs or abuse alcohol?:  Yes  No
- \* Have you ever been arrested for a criminal offense (other than minor traffic violations)?:  Yes  No
- \* Has your driver's license ever been suspended or revoked?:  Yes  No
- \* Have you ever been investigated for, accused of, or charged with abuse or neglect of a minor child?:  Yes  No
- \* Are you aware of any reason not listed above that may call into question your suitability to supervise, guide, care for, and lead young people?:  Yes  No

A red oval highlights the 'Submit Multiple Registration' button at the bottom center of the form.

This area is auto-filled using applicants my.scouting account information