

# Congratulations!

You have been chosen by your peers as representing  
the best ideals of Scouting.

You now have the opportunity of joining  
the Order of the Arrow,  
the National Honor Society of the Boy Scouts of America.

Inside is information about the Order and what you have to do  
to become a member.

Please go over it carefully with your parents/guardians.

I look forward to welcoming you into our Lodge.

Yours in Brotherhood,



A handwritten signature in black ink, appearing to read "Matthew Sanker".

Matthew Sanker  
Noquet Lodge Chief

# What is the Order of the Arrow?

The Order of the Arrow (OA) is the national honor society of the Boy Scouts of America. It uses American Indian-styled traditions and ceremonies to bestow recognition on scouts selected by their peers as best exemplifying the ideals of Scouting. The society was created in 1915 as a means of reinforcing the Scout Oath and the Scout Law. The goal was to establish these as lifelong guidelines, and to encourage continued participation in Scouting and camping.

Briefly, the purpose of the Order of the Arrow is to:

- Recognize those who best exemplify the Scout Oath and Law in their daily lives (THAT'S YOU!) and lead others to warrant recognition;
- Promote outdoor adventure and environmental stewardship;
- Develop leaders; and
- Crystallize the Scout habit of helpfulness into on-going leadership in cheerful service.

Members are known as *Arrowmen* or *Brothers*. Over the decades since the Order of the Arrow's founding, more than one million Scouts and Scouters have worn the OA sash on their uniforms. Currently there are more than 180,000 youth and adult members nationwide. They are organized into youth-led lodges that harbor fellowship, promote camping, and render service to a Boy Scout council, its units and their communities. Lodges are divided up into Chapters covering several communities.

One of the most important elements of the OA is that we are a youth-led organization. Our leadership team is comprised of youth Officers, elected by members under the age of 21, with adult advisers. Our advisers work closely with us to help us implement our ideas.

## Is this a secret club?

There is nothing secret about our organization. The Order of the Arrow aims to be as visible as possible. Parents are welcome to come to all meetings and events if they want. ®

We don't openly publish the contents of our ceremonies or our signs. There is nothing secret about it, but the sense of mystery adds to the achievement of becoming a member of the Order. You can discuss all aspect of your membership with your parents and friends, if you want. But, remember, if they might become members in the future you don't want to spoil their experience by telling them everything.

## So, I've Been Elected.... What now?

To become a member in the Order you must participate in an Ordeal. Every member has completed an Ordeal and the process has remained basically the same from the beginning of the OA. The ideals of service and self-sacrifice are emphasized. You will be asked to give up certain things from Friday night until Saturday evening (accommodations can be made for any disabilities) and remain committed to your Troop or Team in the future, in order to earn your membership in the Order of the Arrow.

You must complete your Ordeal within a year of being elected or you will have to be re-elected by your Troop, Crew or Ship. Ordeals take place several times a year.

### 2019 Ordeals

**May 17 – 19, 2019 – D-Bar-A Scout Ranch, Metamora MI**

**August 16 – 18, 2019 – D-Bar-A Scout Ranch, Metamora MI**

**The Lodge is only hosting two Ordeals this year.** For updates, check <http://www.michiganscouting.org/noquet/>

### OA Membership Will Open Other Opportunities for You

Our Lodge participates in many events every year such as the OA Section Conclaves and fellowship weekends. In addition, the OA provides some of the most valuable youth leadership training and experience anywhere, plus high adventure service opportunities at all four BSA national high adventure bases. Every three years, a National Order of the Arrow Conference is held at a large University; this year it is in Lansing Michigan at Michigan State University. However, these do not replace activities in your home unit. Members are expected to give **richer service** to their unit in return for the honor of election.

# What You Need To Bring To Camp

First, go to <http://www.michiganscouting.org/noquet/> to register for the Ordeal weekend of your choice.

Then get your medical forms together. You will need to bring an up to date BSA medical form (parts A & B). You don't need a doctor's signature or Part C. You can find the form at [http://www.scouting.org/filestore/HealthSafety/pdf/680-001\\_AB.pdf](http://www.scouting.org/filestore/HealthSafety/pdf/680-001_AB.pdf) If you use any kind of medication, please bring it in a Ziploc bag with your name written clearly on the front. Our Health Officer will discuss your needs. You will need a medication form for each one you bring. You can get them at <http://www.scouting.org/filestore/HealthSafety/pdf/RoutineDrugAdministrationRecordRevised2011.pdf>

Please discuss any food, health, disability or other accommodations or concerns with the Health Officer before coming to camp, so the Ordeal staff can prepare properly. See the "Resources" tab on your Ordeal registration page for contact information.

## For Friday Night/Saturday


Wear your work clothes to camp  
Bring your Health Form and  
Medication Forms  
Bed Roll (see next page)  
Jacket  
Small Day Pack with:  
Water Bottle  
Sunscreen  
Work Gloves  
Bug Spray (if appropriate)  
Rain Coat

## For Saturday Evening/Sunday


Tent  
  
In a separate bag:  
Full Class 'A' Uniform  
(without merit badge sash)  
Change of clothes  
Shower Stuff  
Card games, etc. (optional)  
Money for lodge trading post  
items (optional)

- Please arrive at camp **before 7 pm**. **Eat before** you get there. There will be signs telling you where to check in.
- You will get further directions after you complete the check-in.
- You will be involved in service projects around camp. **Arrive in work clothes** that are weather appropriate and that you don't mind getting dirty or even damaged.
- Don't bring too much stuff – we'll have plenty to keep you busy.
- You need to stay for the **whole Ordeal** in order to complete your membership.
- You will receive an OA sash, lodge flap, OA handbook and a membership card.
- The weekend will end around **11 AM Sunday**. You can be picked up at your site.

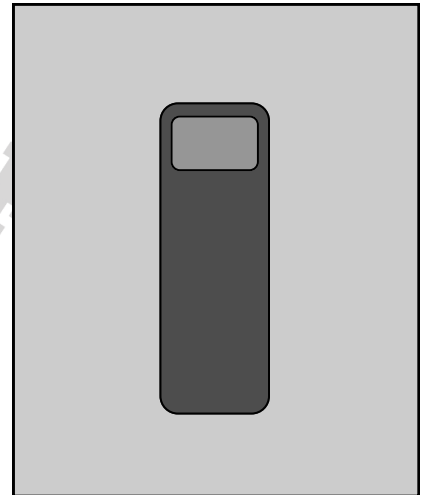
## How to Make a Bed Roll



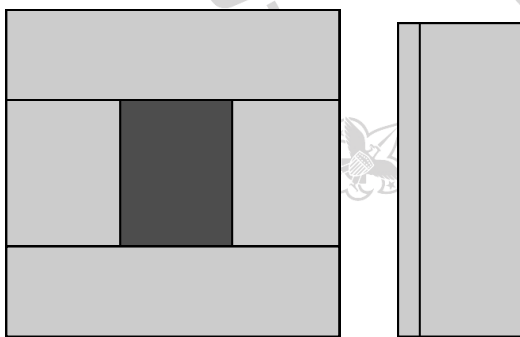
1. Place your tarp open on the ground



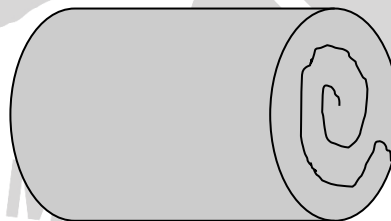
2. Place your sleeping mat, sleeping bag and blanket (if necessary) in the center of the tarp




3. If you want a pillow place it at the top of the sleeping bag



4. Fold in the top and the bottom of the tarp. Then fold in the sides.



5. Start from the top and roll all the way down.



6. Use rope or straps to tie the roll together at either end. Add a loose strap between the two ends so you can carry it on your shoulder.