





Welcome



You are invited to
sail with the Great
Lakes Sailing
Adventure on
board the yacht,
“Retriever”.




Experience the thrill of sailing on Lake Huron and Lake Michigan, while learning sail trim, helmsmanship, navigation, and living on board a large sail yacht





Let's take a tour of Retriever!

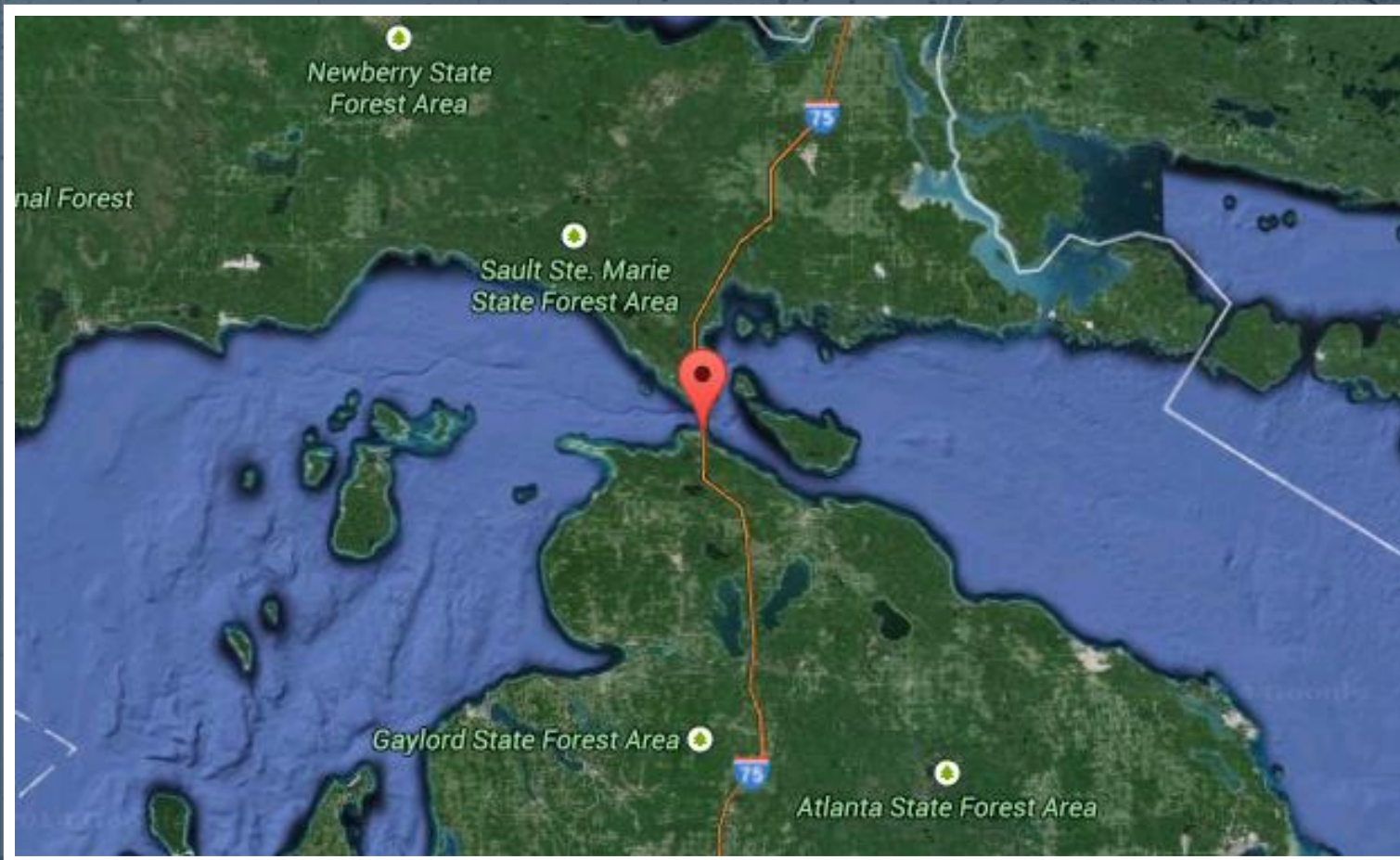



Design: Alden
Mfg: Palmer Johnson
LOA: 52 Feet
Draft: 7 Feet
Displacement: 36,000 lbs
Crew: 12 Passengers / 2 Staff

Retriever, a 52' ketch, is an offshore sailing vessel where youth will learn the fundamentals of sailboat handling, steering, waterway navigation, marine safety, and various cruising techniques used by seasoned sailors!

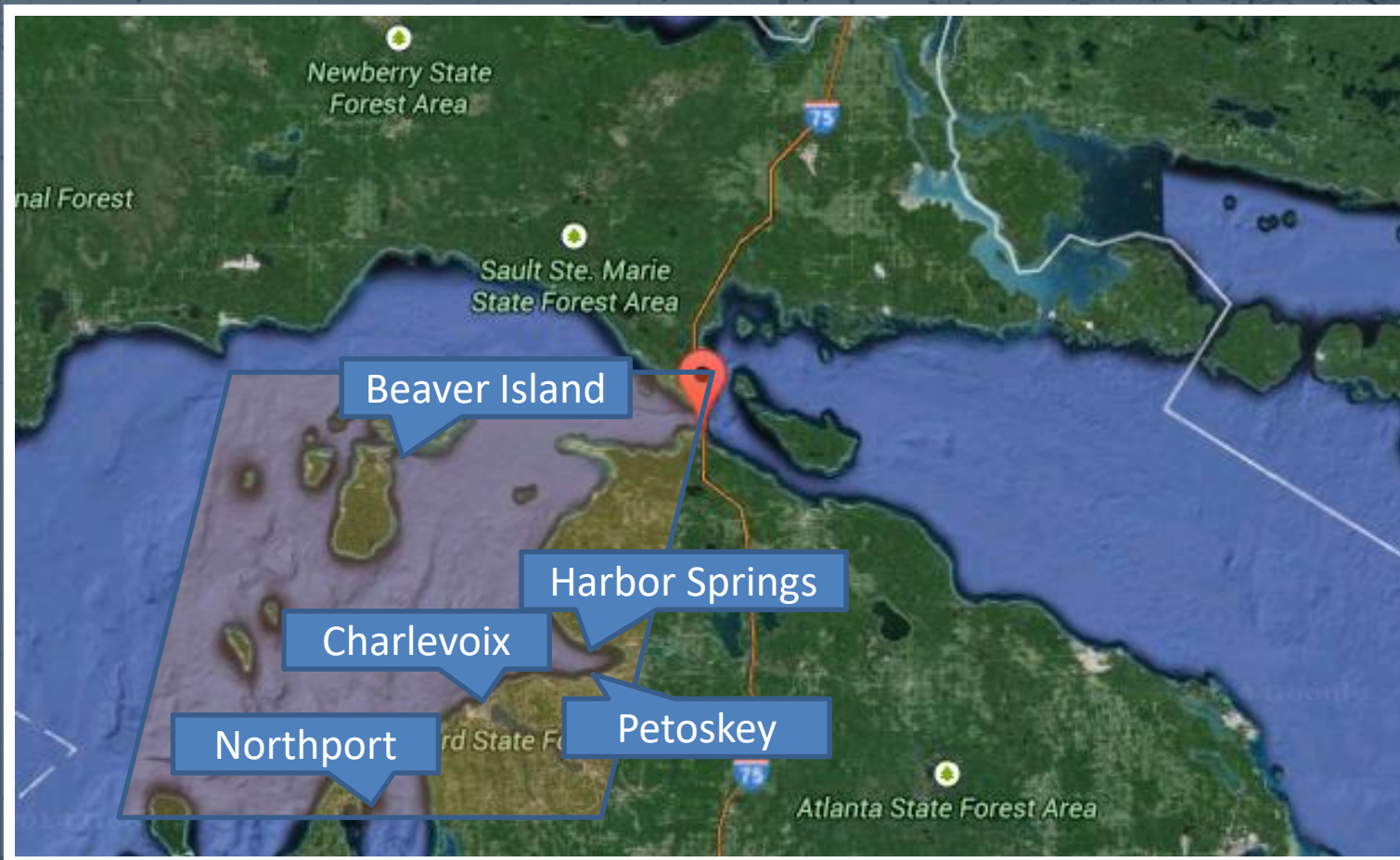



Home Port Mackinaw City, MI



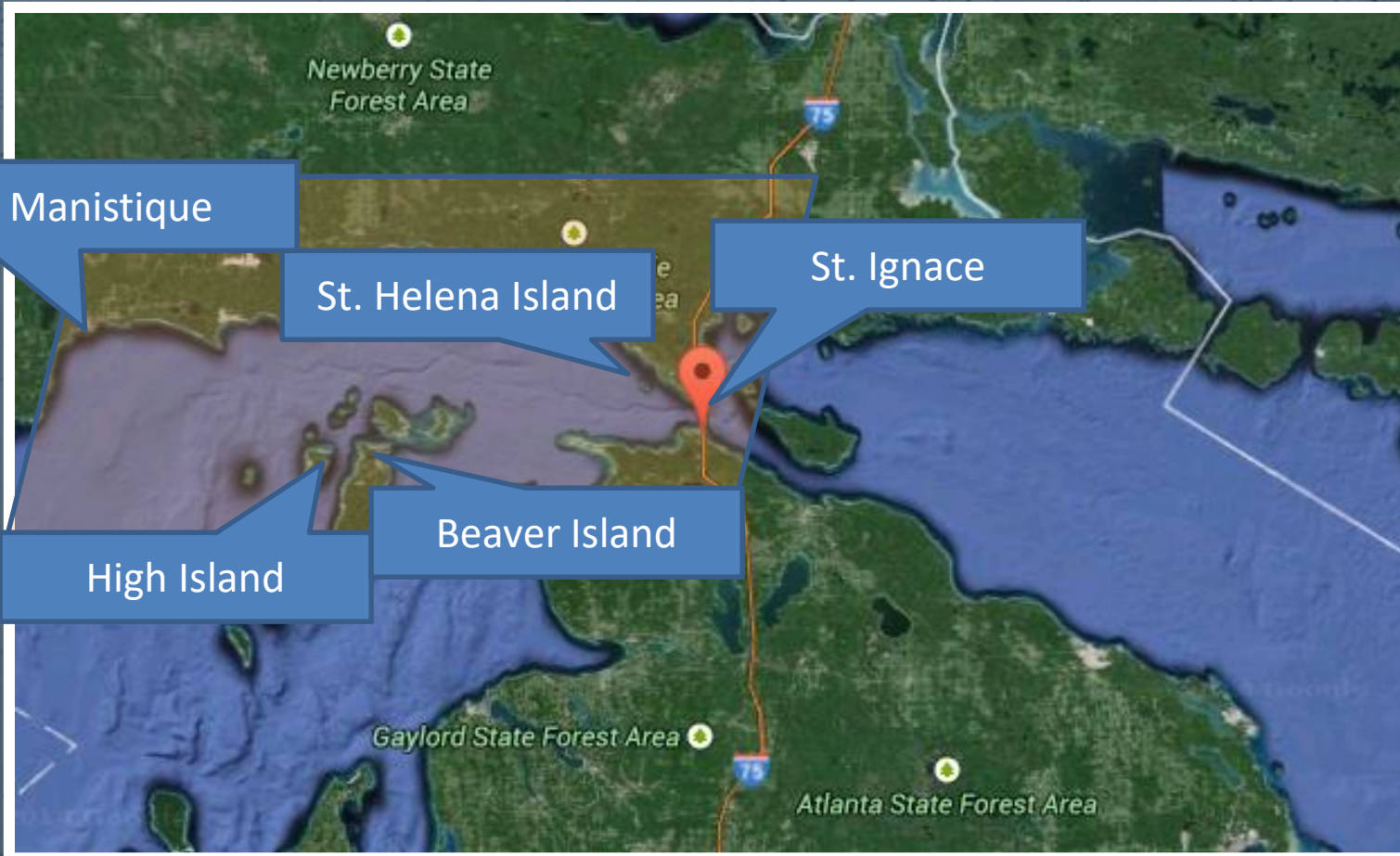



Sample Destinations Lake Michigan South



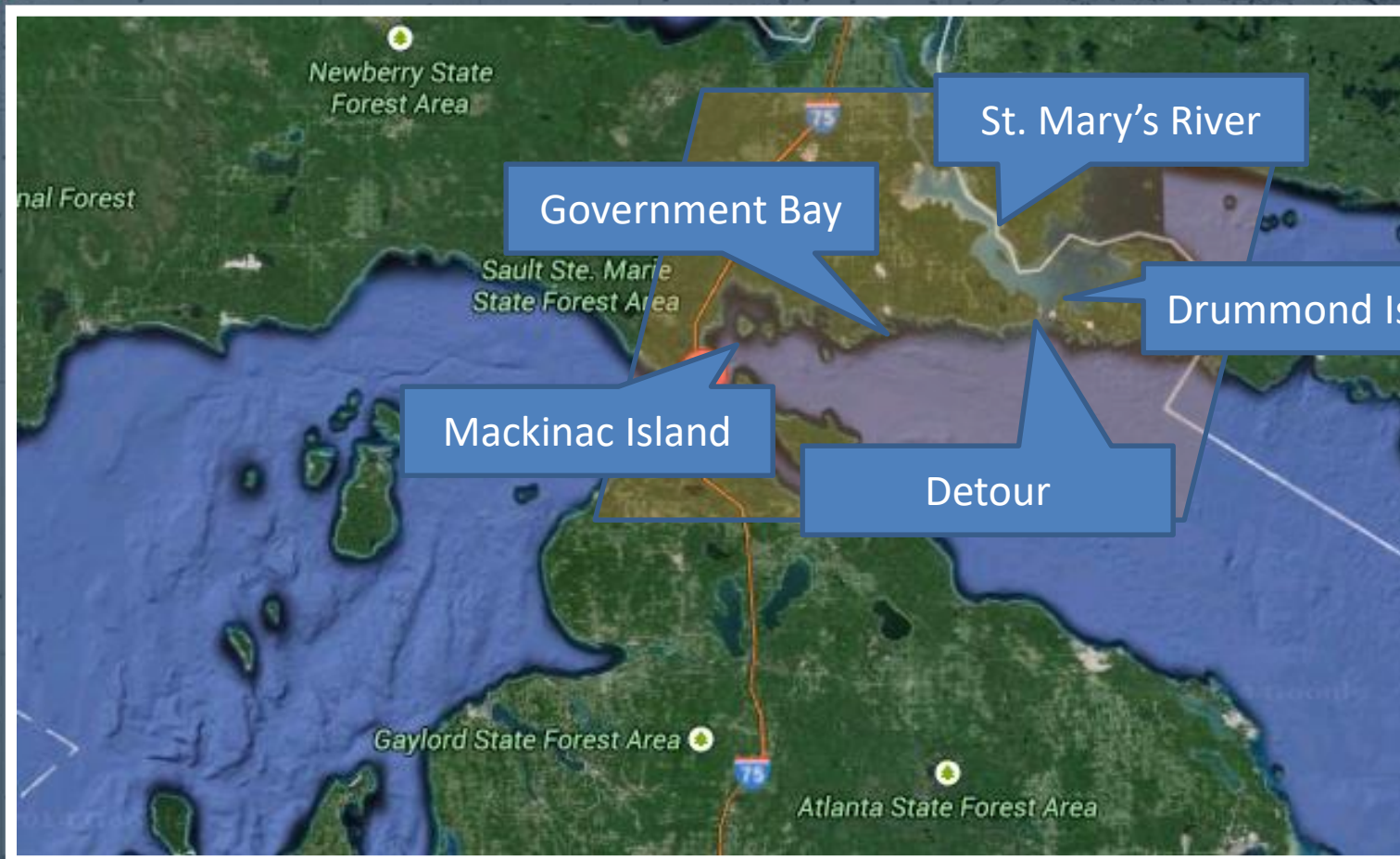



Sample Destinations Lake Michigan North






Sample Destinations Lake Huron North






Videos & Social Media

- [YouTube](#)
- [Facebook](#)
- [Flickr](#)





Personal Gear



- No rigid suitcases or tubs. Soft-sided duffle style bags only.
- Plan for temperatures in the 40's through the 90's and for both wet and dry conditions.
- Ponchos are not effective – bring rain pants / jackets / rubber boots if available.
- Sunscreen / Large Brim Hats / Chap Stick / Sunglasses.
- Pack lightly and recycle. Space is very limited.

Do




Don't





Personal Gear



- Duffle bag 11"h x 19.75"w x 9.75"d
- Wool Sweater or Fleece jacket/pullover
- Pair long pants (no blue jeans or polyester blend)
- T-shirts (UVB protection recommended)
- 3-4 pair socks
- 3-4 pair underwear
- 2 pair deck shoes or tennis shoes-**No black soles**
- 2 pair shorts
- Cap with brim
- Towels, washcloth & toilet kit
- Sleeping bag or blankets
- Sun Screen
- Swim suit
- Rain gear (not ponchos) jacket

- Camera
- Motion Sickness Pills (Dramamine)
- Sunglasses
- Cards
- Nalgene Bottle
- Bug Repellant
- Shower shoes

OPTIONAL ITEMS


- Long Underwear (no cotton, prefer polypropylene)
- Heavy Jacket or Heavy Vest
- Cap (wool-stocking)
- Gloves* (Usually for Spring & Fall Cruises)
- Cell phone (Must be stowed. Charging stations are limited)



Personal Gear


Do Not Bring

- Drugs and Controlled Substances
- Firearms
- Fireworks
- Video Games
- DVD Players
- Headphones (safety issue)
- Fishing Tackle
- Fire Starters/Lighters
- Electronic Games






Food Planning



- Cooking gear provided – no patrol boxes. See the Promotion and Planning guide for a complete inventory.
- Plan limited provisions requiring refrigeration / freezing. Limited space available. An extra small cooler is optional.
- More storage for dried goods / canned goods. **No glass containers!** Food and supplies are conveyed to the storage areas in milk crates.
- Motion friendly menus. (Lunch at sea)
- **Include meals for Captain and First Mate.**
- Eating utensils provided. Bring plastic cups, Lexan-style water bottle, or personal drinking cup.




Food Planning



- **Perishables** - Do not plan meals with perishable items for the entire week. Also, you may not need to buy all perishables before the trip. Many itineraries have ports-of-call that allow crews to re-provision perishable goods midway through the trip. Build your meal plan with your particular itinerary in mind.
- **Grill's** - Grills are not permitted aboard Retriever. Many ports-of-call have shore-based grills available. Plan your meals and the need to grill meat according to your particular itinerary. Consult with your Captain about which locations would be good for planning a grilled meal. **Charcoal is not provided and must be provisioned by the crew. Use self-starting charcoal. Do not bring lighter fluid aboard Retriever.**



Food Planning




A menu planning table is available via website and in the Promotion and Planning Guide. Key points to remember are:


- Cooking, eating, & cleaning underway can be difficult.
- Consider your itinerary. Longer days at sea can depart early or arrive late.
- Consider your season. Hot foods in cold seasons are good. Too much cooking in summer peak can make it very warm below decks.



Crew Rotation



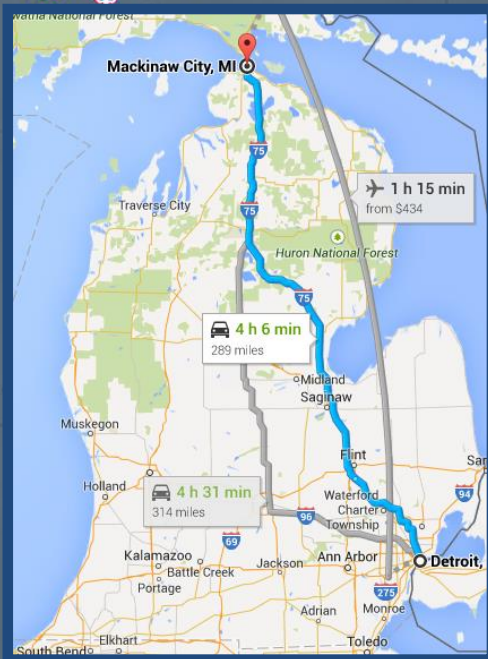

- **Deck Crew —**
Helmsman, sail handling, lookout and watch, tend dock lines and fenders, clean above deck, clean the heads, trash, organization.
- **Galley Crew —**
Clean below deck, stow vessel gear, prepare & serve meals, wash dishes & clean the galley.



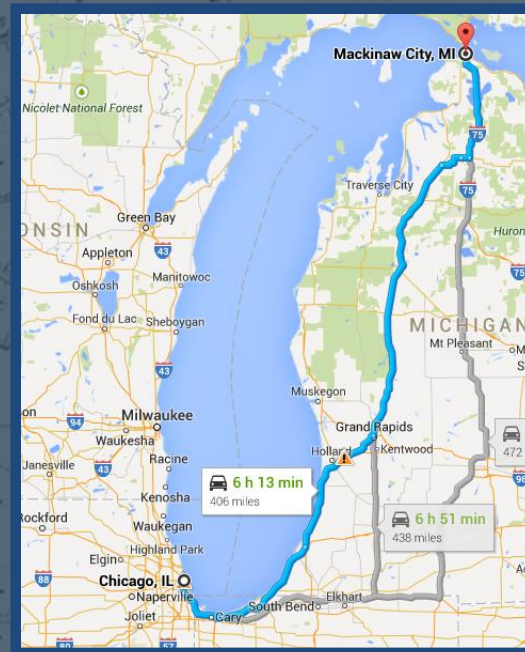
Things can happen quickly on a sailboat. Anyone aboard may be needed to assist in the operation of the vessel at the Captain's and Mate's discretion regardless of their crew assignment.



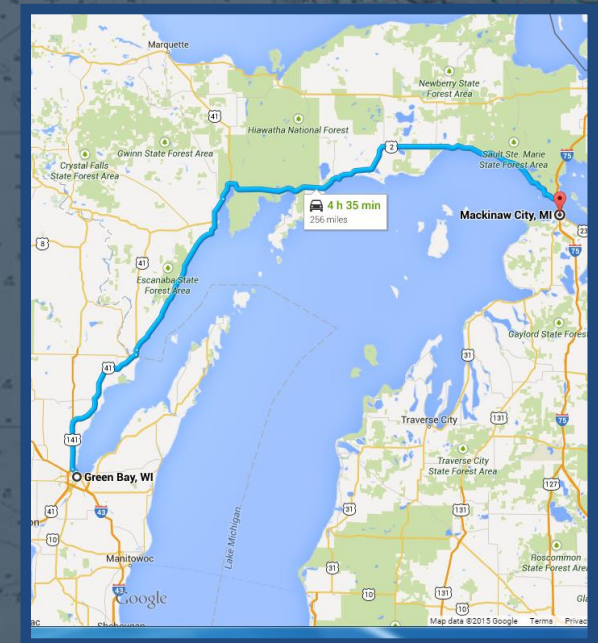
Arrival Details Driving



Detroit – 4 Hours




Chicago – 6 Hours



Green Bay – 4.5 Hours





Arrival Details Parking






BSA Policies

- Youth Protection
- USCG required drug screen
- Drugs / Alcohol
- No Smoking
- Medical Officer / Medicine
 - Dramamine / Motion Sickness
 - Rescue Inhalers / Epipen
 - Medicine Storage
 - Medical Forms





State of Michigan Policies




- Background Checks
- Minimum Staffing Requirements
- DHS Central Registry Clearance





Emergency Equipment




- Based on USCG Requirements
- Life jackets
- Immersion Suits
- Life rafts
- Emergency locators
- Fire detection/prevention systems



All equipment is provided. Emergency equipment should never be played with, tampered with, disabled or used to hang personal gear. The Captain and First Mate will instruct the unit on the proper use of all safety equipment in the pre-trip orientation.



For More Information



- [Great Lakes Sailing Adventure Website](#)
- [Forms & Resources](#)
- Contacting the Great Lake Sailing Adventure
 - Email camp.michigan@scouting.org
 - Phone 517.816.7755



Thank you!

